

2022 ANNUAL MEETING

Monday September 26, 2022

6:30 PM - Budget Hearing

7:15 PM - Annual Meeting

**KIMBERLY ADMINISTRATION BUILDING
VENTURE ROOM
425 S. Washington Street
Combined Locks, WI 54113**

INTRODUCTION

The preparation of this annual meeting booklet and the information it contains is a lengthy process involving district staff, the business office and the Board of Education. We have included the information required by state statute, as well as other information that the district feels is important to share with its citizens. We welcome your questions regarding the operation of the school system and its fiscal policies.

Therefore, pursuant to Wisconsin State Statute 120.08, the ANNUAL FINANCIAL REPORT OF THE BOARD OF EDUCATION of the KIMBERLY AREA SCHOOL DISTRICT for the year ending June 30, 2022 is presented in the following pages.

**For the KIMBERLY AREA
SCHOOL DISTRICT**

**Robert S. Mayfield, Ed.D.
Superintendent of Schools**

TABLE OF CONTENTS

	<u>Page</u>
DIRECTORY OF SCHOOL BOARD & ADMINISTRATION	1
ORDER OF BUSINESS/AGENDA FOR THE ANNUAL MEETING	2
TREASURER’S REPORT	7
BUDGET MESSAGE	8
BUDGET ASSUMPTIONS	11
TAX LEVY HIGHLIGHTS	12
MULTI-YEAR TAX COMPARISON	13
GENERAL FUND REVENUES	14
GENERAL FUND EXPENDITURES	17
REVIEW OF EXPENDITURE INCREASES/DECREASES BY OBJECT.....	20
SPECIAL PROJECTS, DEBT SERVICE & CAPITAL PROJECT FUNDS	24
CAPITAL PROJECTS, FOOD SERVICE & EMPLOYEE BENEFIT TRUST....	25
COMMUNITY SERVICE, COOPERATIVE AND ALL FUNDS COMBINED ...	26
TAX LEVY, PROJECTED EQUALIZED VALUATIONS & TAX RATE	27
STAFFING	28
MINUTES OF THE SEPTEMBER 26, 2022 ANNUAL MEETING	29

KIMBERLY AREA SCHOOL DISTRICT SCHOOL BOARD

The present School Board is comprised of seven members elected to three-year terms.

Members

Dr. Montgomery Elmer, President
Brad Siebers, Vice President
Deb Roberts, Clerk
Penny Hoh, Treasurer
Ammie Ebben, Member
Mary Pribbenow, Member
Tim Handrich, Member

Term Expires

April, 2023
April, 2024
April, 2025
April, 2025
April, 2024
April, 2024
April, 2023

Administration

Robert Mayfield

Holly Prast

Becky Hansen

Dawn Thomas

Tim Fosshage

John Schultz

Mike Burgess

Kevin Franz

Ryan McGinnis

Jackie Depeau

Stephen Paske

Matt Bumgardner

Karren Weyers

Rob DeLain

Emily Behnke

Hercules Nikolaou

Sean Fitzgerald

Jason Nate

Dave Lamers

Timothy Doleys

Jonathan Peterson

Superintendent

Assistant Superintendent

**Executive Director, Business Services &
Sustainability**

Director, Human Resources

Director, Pupil Services

Director, Curriculum

Director, Technology

Director, Building & Grounds

Athletic Director

Principal, Kimberly H.S.

Asst. Principal, Kimberly H.S.

Asst. Principal, Kimberly H.S.

Principal, J.R. Gerritts M.S.

Asst. Principal, J.R. Gerritts M.S.

Principal, Janssen Elementary

Principal, Sunrise Elementary & 4k Center

Principal, Mapleview Intermediate

Principal, Woodland Intermediat

Principal, Woodland Elementary

Principal, Westside Elementary

All school districts are legal agencies of the State. The School Board's authority and responsibilities to operate the school district are defined by the Wisconsin Constitution and Statutes.

Regular school board meetings are held on the second and fourth Mondays of the month. The meetings are held in the Venture Room of the Kimberly District Administrative Building, 425 S. Washington Street in Combined Locks, WI unless otherwise noted at 6:30 P.M. The public is cordially invited to attend.

BOARD PROPOSED GUIDELINES FOR THE Monday, September 26, 2022 ANNUAL MEETING

1. Each person is asked to sign the register, indicate their address, check if they are a Kimberly Area School District resident, and indicate if they are under the age of 18.
2. Only school district residents of 18 years or older are eligible to vote on the issues presented.
3. If you wish to address the chairperson, do so by stating your name and address.
4. The chairperson may limit discussion depending upon the number of people wishing to speak, and in an effort to conduct an effective and orderly meeting.
5. Questions on parliamentary procedure will be referred to the board appointed parliamentarian.
6. Any motions submitted under new business shall be given to the chairperson in writing, signed by the person making the motion. This shall be completed prior to the assembly being asked to take action on the motion.
7. Methods for voting on the issues before the electorate shall be as the chairperson determines, unless otherwise directed by a specific motion on a specific issue.
8. Copies of the minutes are attached and the chairperson will recognize a motion to dispense with the reading of the minutes for the **September 27, 2021 Annual Meeting**.

Class 2 Notice
Annual School District Meeting Of The
Kimberly Area School District
Villages of Combined Locks, Harrison and Kimberly
Towns of Buchanan and City of Appleton

Notice is hereby given to the qualified electors of the Kimberly Area School District that the Annual Meeting of said District will be held on:

Monday, September 26, 2022
Kimberly Area School District – Administrative Offices
425 S Washington St.
Combined Locks, WI 54113

REGULAR MEETING: 6:00 PM

BUDGET HEARING: 6:30 PM

ANNUAL MEETING: 7:15 PM

Agenda:

1. Call to Order
2. Elect Chairman for the Meeting
3. Board Suggested Meeting Guidelines
4. Minutes of the Annual Meeting, Monday, September 27, 2021
5. Board President's Report
6. Superintendent's Report
7. Treasurer's Report
8. Set Salaries of School Board & Authorize Reimbursement for Expenses Incurred
9. Adopt tax levy 120.10(8)(9)
10. 2023 Annual Meeting Date and Time (September 25, 2023)
11. Old Business
12. New Business
13. Adjournment

Publish: September 14, 2022
September 21, 2022

Debbie Roberts
KASD Board Clerk

Kimberly Area School District
ANNUAL SCHOOL DISTRICT MEETING
Monday, September 26, 2022

AGENDA:

I. 6:30 PM Budget Hearing

1. **Meeting called to order.**

President, Dr. Montgomery Elmer

2. **Review of budget.**

Director of Business Services, Becky Hansen

Motion: Resolved that the budget hearing be closed.

By: _____: seconded by: _____

Vote: _____.

II. 7:15 PM Annual Meeting

1. **Meeting called to order.**

(Debbie Roberts, Clerk, presiding)

Pledge of Allegiance

2. **Elect chairman for the meeting 120.10(1).**

a. **Nominations are from the floor:**

b. **Motion: To close nominations and cast a ballot
for _____.**

By: _____: seconded by: _____

Vote: _____.

c. **Motion: To destroy ballots.**

By: _____: seconded by: _____

Vote: _____.

3. **Submit board approved and recommended guidelines for Annual Meeting approval (page 2 of Annual Meeting Booklet).**

Motion: **To accept the recommended guidelines for the Annual Meeting.**
By: _____: seconded by: _____
Vote: _____.

4. **Dispense with reading the minutes of the Annual Meeting, Monday, September 27, 2021 (Attached to the back of this booklet).**

Motion: **To dispense with the reading of the last annual meeting minutes of Monday, September 27, 2021.**
By: _____: seconded by: _____
Vote: _____.

5. **Board President's Report (Dr. Montgomery Elmer).**

6. **Superintendent's Report (Dr. Robert Mayfield).**

7. **Treasurer's Report (Becky Hansen) 120.16(4).**

Motion: **Resolved that the Treasurer's Report be accepted.**
By: _____: seconded by: _____
Vote: _____.

8. **Set salaries of school board members and authorize reimbursement for expenses incurred 120.10(3).**

Motion: **Resolved that salaries of school board members be set at: President _____; Clerk _____; Treasurer _____; Members _____; and authorize reimbursement for expenses incurred.**
By: _____: seconded by: _____
Vote: _____.

Present Salaries	President -	\$3150	Clerk -	\$3150
	Treasurer -	\$3150	Members -	\$3050

9. **Adopt tax levy 120.10(8)(9). Board President, Dr. Montgomery Elmer, will present the budget to the electors.**

Motion: Resolved that the tax levy of \$14,821,608 presented to the electors be adopted as printed.
By: _____: seconded by: _____
Vote: _____.

10. **Annual Meeting Date and Time 120.08(1)(a) – (September 25, 2023).**

Motion: To authorize the School Board to set the date and time of the 2023 Annual Meeting of September 25, 2023 at 7:15 p.m..
By: _____: seconded by: _____
Vote: _____.

11. **Old Business**

12. **New Business**

13. **Adjournment 120.10(2).**

Motion: Resolved that this meeting adjourn as of _____ PM, September 26, 2022.
By: _____: seconded by: _____
Vote: _____.

KIMBERLY AREA SCHOOL DISTRICT

TREASURER'S REPORT FOR THE YEAR ENDED JUNE 30, 2021

Fund Balance - All Funds July 1, 2021 **\$35,700,277**

Add: Revenues **\$78,300,681**
Less: Expenditures **\$78,292,001**

Fund Balance - All Funds June 30, 2022 **\$35,708,957**

Fund Balances consist of:

	<u>June 30, 2021</u>	<u>June 30, 2022</u>	<u>Increase (Decrease)</u>
Cash ¹			
General Fund (Fund 10)	\$7,098,401	\$8,155,327	\$1,056,926
Special Revenue Trust Fund (Fund 21)	\$838,107	\$834,951	-\$3,156
Special Ed(Fund 27)	\$78,610	\$225,456	\$146,846
Debt Service Funds (Fund 38/39)	\$0	\$0	\$0
Capital Projects (Fund 41/45/46/49)	\$2,449,488	\$654,351	-\$1,795,137
Food Service (Fund 50)	\$456,403	\$1,273,989	\$817,586
Student Activities (Fund 60)	\$0	\$0	\$0
Private Benefit Trust (Fund 71, 72)	\$0	\$0	\$0
Community Service (Fund 80)	\$53,654	\$62,290	\$8,636
66:03 Cooperative Agreement (Fund 99)	(\$21,198)	(\$24,583)	-\$3,385
Total Cash	\$10,953,465	\$11,181,781	\$231,701
Investments ²			
General Fund (Fund 10)	\$5,066,728	\$5,570,857	\$504,129
Special Revenue Trust Fund (Fund 21)	\$0	\$0	\$0
Debt Service Funds (Fund 38/39)	\$207,729	\$196,072	-\$11,657
Capital Projects (Fund 41/45/46/49)	\$4,086,912	\$6,407,086	\$2,320,174
Food Service (Fund 50)	\$0	\$0	\$0
Employee Benefit Trust (Fund 73)	\$17,129,665	\$14,585,783	-\$2,543,882
Community Service (Fund 80)	\$0	\$0	\$0
Total Investments	\$26,491,034	\$26,759,798	\$268,764
Taxes/Other Receivables/Prepaid Expenses			
General Fund (Fund 10)	\$3,861,110	\$4,270,881	\$409,771
Special Revenue Trust Fund (Fund 21)	\$0	\$0	\$0
Technology Grant & Special Ed (Fund 23/27)	\$0	\$0	\$0
Capital Projects (Fund 41/45/46/49)	\$228,774	\$73,738	-\$155,036
Food Service (Fund 50)	\$42,974	\$58,327	\$15,353
Community Service (Fund 80)	\$0	\$0	\$0
Total Receivables	\$4,132,858	\$4,402,946	\$270,088
Due From Other Funds/Districts/State/Fed Govt.			
General Fund (Fund 10)	\$810,415	\$731,600	-\$78,815
Special Ed (Fund 27)	\$450,885	\$232,153	-\$218,732
Capital Projects (Fund 41/45/46/49)	\$400,000	\$1,300,000	\$900,000
Food Service (Fund 50)	\$6,208	\$20,570	\$14,362
66:03 Cooperative Agreement(Fund 99)	\$24,264	\$29,575	\$5,311
Total Due	\$1,691,772	\$2,313,898	\$622,126
Other Current Assets			
Food Service (Fund 50)	\$42,560	\$42,560	\$0
Liabilities (Money Owed)			
General Fund (Fund 10)	\$6,692,295	\$8,300,743	\$1,608,448
Special Revenue Trust Fund (Fund 21)	\$4,950	\$683	-\$4,267
Technology Grant & Special Ed (Fund 23/27)	\$529,494	\$457,608	-\$71,886
Capital Projects (Fund 41/45/46/49)	\$228,774	\$73,738	-\$155,036
Food Service (Fund 50)	\$109,160	\$110,439	\$1,279
Student Activities (Fund 60)	\$0	\$0	\$0
Employee Benefit Trust (Fund 73)	\$0	\$0	\$0
Community Service (Fund 80)	\$1,112	\$1,265	\$153
66:03 Agreement(Fund 99)	\$3,066	\$4,992	1926
Total Liabilities	\$7,568,851	\$8,949,468	\$1,380,617
Fund Balances			
General Fund (Fund 10)	\$10,144,358	\$10,427,924	\$283,566
Special Revenue Trust Fund (Fund 21)	\$833,157	\$834,268	-\$3,156
Technology Grant & Special Ed (Fund 23/27)	\$0	\$0	\$0
Debt Service Fund (Fund 38/39)	\$207,730	\$196,073	-\$11,657
Capital Projects (Fund 41/45/46/49)	\$6,936,400	\$8,361,437	\$1,425,037
Food Service (Fund 50)	\$396,425	\$1,242,447	\$846,022
Student Activities (Fund 60)	\$0	\$0	\$0
Private Benefit Trust (Fund 71,72)	\$0	\$0	\$0
Employee Benefit Trust (Fund 73)	\$17,129,665	\$14,585,783	-\$2,543,882
Community Service (Fund 80)	\$52,542	\$61,025	\$8,483
66:03 Cooperative Agreement(Fund 99)	(\$0)	\$0	\$0
Total of All Fund Balances	\$35,700,277	\$35,708,957	\$4,413

¹ Includes checking accounts, money on hand and deposits with fiscal agents.

² Money invested to earn income.

KIMBERLY AREA SCHOOL DISTRICT

BUDGET MESSAGE

THE YEAR IN REVIEW – 2021/2022

- **Above Average Student Achievement at Below Average Cost** – Due to COVID, the normal testing that takes place was cancelled in 2019-2020. All State Testing resumed in the Spring of 2021. The district saw a decrease in the number of students proficient or advanced in every grade level. However, we continued to exceed the state averages at every grade level and had the highest scores in the area in most grades levels and subject areas. Our district report card score Exceeded Expectations and was the highest overall score in the area. Kimberly High School earned the Level 1 Pacesetter Award for their Advanced Placement opportunities for the 6th year in a row. Students are excelling in all areas including awards in business, tech ed, and music. Kimberly Area School District remains below average as one of the lowest spending districts in the state and above average in academics.
- **Revenue from the State-** The state budget was approved with no additional money under the revenue limit as well as there is no increase in the per pupil categorical aid this year. We will fill this revenue gap with 1x Federal ESSR dollars.
- **Lower Taxes and Lower Tax Rate** - The Tax Levy decreased by \$1,744,205 or 10.9%. In addition, property values increased by 10.58%. These two factors made up a decrease in the tax rate (amount of taxes a homeowner pays for each \$1000 of property value) of -\$1.46 or -19.41%. While the public school tax levy decreased \$1,804,634, the private school tax levy actually increased \$60,732.
- **Health Insurance Updates** – Our Health Insurance premiums increased 9% for 2021-2022. We were able to remain with the same carrier and keep our increase below 10%. The Health and Wellness Center was again a great benefit for our staff.
- **Facility Improvements** - Major projects across the district as part of our Capital Improvement Plan include ongoing flooring replacements at Janssen and Westside, concrete replacement and maintenance throughout the district, LED Lighting Upgrades, and roof replacements in various locations. In addition, it includes replacement of the tennis courts at JRG and replacement of the Turf at Papermaker Field.
- **Technology Improvements** – The District Technology Budget continues to provide the hardware, infrastructure and software needed to support the instructional goals of the District. The major projects for 2021-2022 include upgrades to the data center servers, a network refresh and wireless refresh at the Admin building and KHS as well as continued purchases for our grades 5-8 1:1 program and laptop refreshes for KASD Tech Ed, JRG and Admin.
- **Enrollment increased for 2021-2022** – The district enrollment increased by 8 students in 2021-2022. The increase was due to summer school increasing after summer school was down due to COVID in 2020. The actual September count decreased by 16 students.

WHAT'S NEW IN 2022/2023

- **Additional Revenue**– The state budget was approved with no additional money under the revenue limit as well as there is no increase in the per pupil categorical aid again for the 2022-2023 school year. We will again fill this gap with federal ESSR funds.
- **Higher Taxes** – Due to projected less aid from the state, the district tax levy is projected to increase by \$521,684. Aid is predicted to decrease due to less shared costs which are costs funded with state dollars and a higher equalized value per member.
- **Health Insurance** – We changed health care vendors this year in order to achieve a 5.7% increase in our rates. This was lower than what our current provider was able to provide as well as it comes with a larger network.
- **Facility Improvements** – Major projects across the district as part of our Capital Improvement Plan include continued roof replacements, upgraded electrical services in various buildings, new LED Lighting at JRG, as well as other concrete, asphalt and carpet replacement throughout the district.
- **Technology Improvements** – The District Technology Budget continues to provide the hardware, infrastructure and software needed to support the instructional goals of the District. The major projects for 2022-2023 include Network refreshes at JRG and KHS as well as network cabling replacement, a replacement of our current paging system, a laptop refresh at KHS, Mapleview, and Woodland, and continued purchases for our 5-8 grade 1:1 program.
- **Enrollment Projected to Decrease** – The district is projected to lose 59 students under the revenue limit in 2022-2023. The Budget will be revised in October when we know actual numbers from our September Membership Count.

THE FUTURE

- **State Funding** – There has been no new revenue added to the budget for 2021-2023. The expectation is that Federal ESSR dollars allocated for COVID will replace any money the state would normally give us. However, the ESSR dollars were not designed to take the place of normal ongoing costs such as salaries and benefits. We are facing a financial cliff as the state will have to make up 2 times the revenue in 2 years for the next biennium to get us where we need to be and the federal dollars are only one time revenues.
- **Enrollment** - The District receives less revenue per student than the State average. This has been offset by the District's rapid enrollment growth. Projections show that enrollment may continue to decrease as it did in the past couple years. We are able to offset some of the decline through students from other Districts attending Kimberly under the Open Enrollment Program. As this trend continues and our revenue starts to decline, we will need to adjust our spending so we can maintain our strong financial position.
- **Health Insurance** – Under revenue controls, if health insurance costs continue to increase, it will become exceedingly difficult to provide our employees with pay increases while providing the same level of benefits. We will continue to explore insurance options to reduce our costs, but have the lowest impact on our employees.
- **District Financial Position** – As a result of past practices, the District is in good financial position for this fiscal year. We need to continue to monitor our enrollment and adjust our budget accordingly to account for less revenue if there is declining enrollment. In addition, we need to prepare for the future with no additional revenue in this Biennium and uncertainty that there will be enough revenue in future years to give employees fair compensation increases and offset future insurance increases.

KIMBERLY AREA SCHOOL DISTRICT

BUDGET ASSUMPTIONS

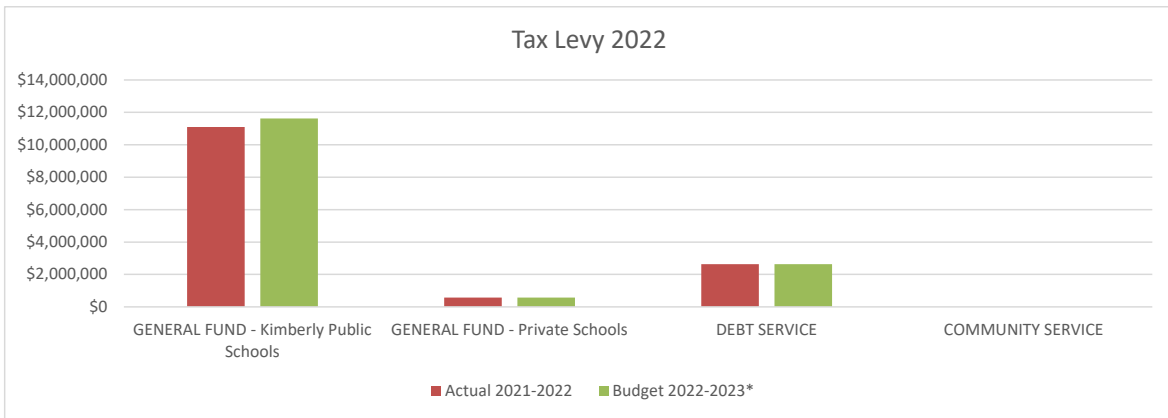
This budget is our best estimate of the revenue distribution required to achieve the goals and objectives of the school district. There are variables that may impact the budget, which will not be finalized until the October 24, 2022 Board Meeting. These include:

- **Revenue Limit Enrollment Adjustment** - Under the current Revenue Limit Formula, the District receives additional funding for enrollment increases and less for enrollment declines. This Budget assumes the student enrollment will decrease by 59 students for the 2022-2023 school year. If actual enrollment is greater than anticipated, the Revenue Limit (formula based on student enrollment that determines how much State Aid and Tax Revenue the District can receive) may increase, leading to an increase in the Tax Levy. If actual enrollment is less than anticipated, the Revenue Limit and Tax Levy will decrease. Actual enrollment figures were not available at the time of this printing.
- **Equalization Aid** - The State of Wisconsin provides a significant amount of aid to school districts. The District is anticipating less aid in 2022-2023 due to less shared costs and a higher equalized value per member. If Equalization Aid is less than projected, the Tax Levy will go up by that difference and vice versa. Information needed to determine the exact amount of this aid is not available until October.
- **Property Valuation** - The estimated tax rate assumes that the value of all property in the District is projected to increase by 4%. If property values increase more, the tax rate (taxes paid per \$1000 of property value) will decrease. Actual property valuation will not be available until October.
- **Educational Advancement and Insurance Benefits** – Teaching staff receive additional compensation for additional educational attainment. The actual number of teachers who will be receiving this compensation is not known at the time of this printing. In addition, not all new employees have selected between single or family health and dental insurance plans. The current budget is based on past history and what we know at the time of publication.
- **Open Enrollment Revenue and Expenses** - Budgeted tuition revenues and expenses are based on students who applied to attend other school districts under the “Open Enrollment” process. However, many students who apply do not actually attend. Actual enrollment figures for open enrollment students are not available at the time of this printing.
- **Voucher Students** – Another piece to the puzzle is the number of students attending a private school under a voucher. If a Kimberly Area School District student qualifies for a voucher to attend a private school, the amount of the voucher for each student is added to our tax levy and then reduced from our aid amount in order to pay the private school. This number has continued to increase and increase our tax levy. We are anticipating the number of voucher students will stay the same as 2021-2022, however the number of voucher students is also not known until October.

KIMBERLY AREA SCHOOL DISTRICT

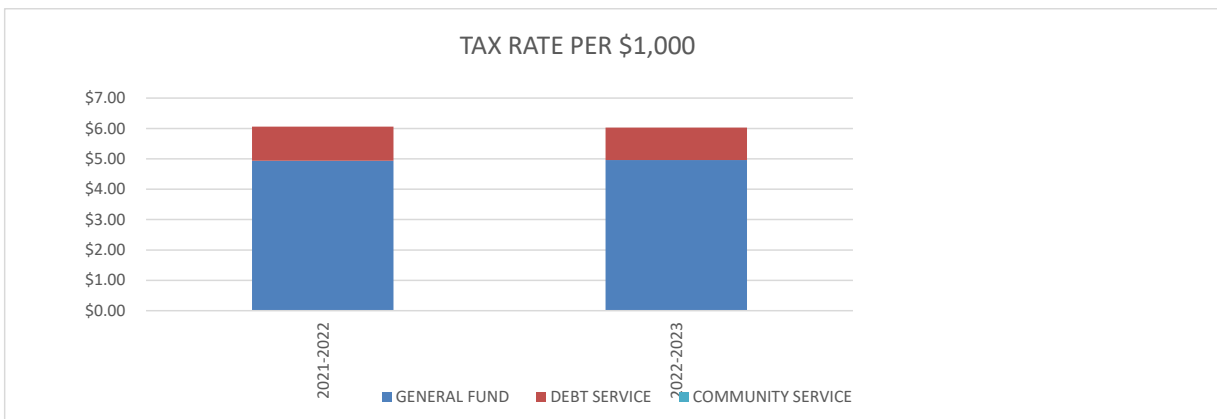
2022-2023 HIGHLIGHTS OF TAX LEVY

<u>TAX LEVY</u>	<u>Actual 2021-2022</u>	<u>Budget 2022-2023*</u>	<u>DOLLAR CHANGE</u>	<u>PERCENT CHANGE</u>
GENERAL FUND - Kimberly Public Schools	\$11,094,104	\$11,619,321	\$525,217	4.73%
GENERAL FUND - Private Schools	\$568,065	\$568,065	\$0	0.00%
DEBT SERVICE	\$2,637,755	\$2,634,222	-\$3,533	-0.13%
COMMUNITY SERVICE	\$0	\$0	\$0	0.00%
TOTAL	\$14,299,924	\$14,821,608	\$521,684	3.65%



TAX RATE PER \$1,000 OF EQUALIZED ASSESSED VALUATION

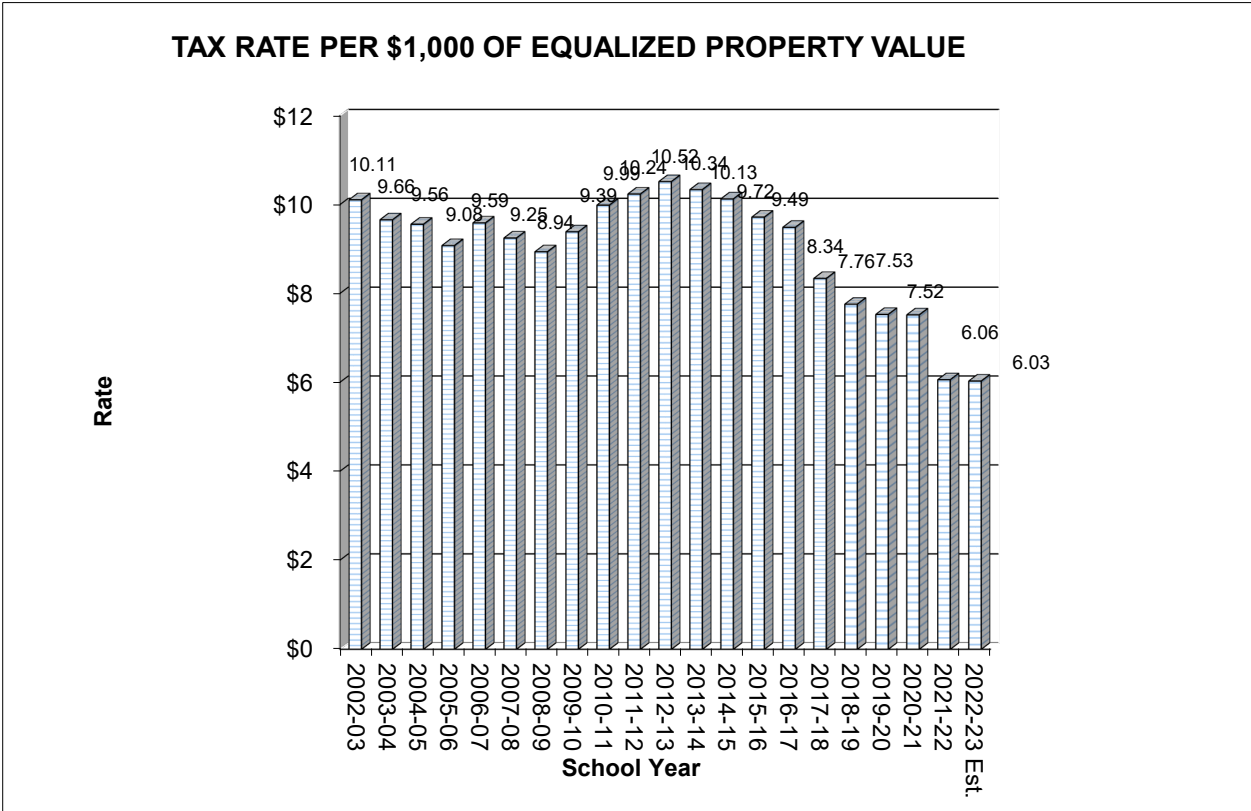
	<u>Actual 2021-2022</u>	<u>Budget 2022-2023</u>	<u>DOLLAR CHANGE</u>	<u>PERCENT CHANGE</u>
GENERAL FUND	\$4.94	\$4.96	\$0.02	0.40%
DEBT SERVICE	\$1.12	\$1.07	-\$0.05	-4.46%
COMMUNITY SERVICE	\$0.00	\$0.00	\$0.00	0.00%
TOTAL	\$6.06	\$6.03	-\$0.03	-0.50%



* Estimated - Property valuation and corresponding tax rate are estimated. Actuals can not be determined until property valuation is certified by the Department of Revenue in October of 2022.

KIMBERLY AREA SCHOOL DISTRICT MULTI-YEAR TAX COMPARISON

<u>School Year</u>	<u>Equalized Property Value</u>	<u>Property % Increase</u>	<u>Tax Levy</u>	<u>Tax Rate Per \$1,000</u>	<u>Tax Rate % Increase</u>
2002-03	\$1,113,380,150		\$11,256,389	\$10.11	
2003-04	\$1,226,125,831	10.13%	\$11,843,312	\$9.66	-4.45%
2004-05	\$1,333,695,416	8.77%	\$12,750,221	\$9.56	-1.04%
2005-06	\$1,430,424,762	7.25%	\$12,991,404	\$9.08	-5.02%
2006-07	\$1,521,372,303	6.36%	\$14,593,571	\$9.59	5.62%
2007-08	\$1,560,717,698	2.59%	\$14,438,250	\$9.25	-3.55%
2008-09	\$1,619,178,766	3.75%	\$14,467,972	\$8.94	-3.35%
2009-10	\$1,669,751,426	3.12%	\$15,680,894	\$9.39	5.03%
2010-11	\$1,669,505,452	-0.01%	\$16,672,024	\$9.99	6.39%
2011-12	\$1,680,933,957	0.68%	\$17,210,067	\$10.24	2.50%
2012-13	\$1,590,922,939	-5.35%	\$16,736,406	\$10.52	2.73%
2013-14	\$1,625,404,920	2.17%	\$16,801,978	\$10.34	-1.71%
2014-15	\$1,641,460,799	0.99%	\$16,621,073	\$10.13	-2.03%
2015-16	\$1,708,096,091	4.06%	\$16,598,295	\$9.72	-4.05%
2016-17	\$1,745,212,498	2.17%	\$16,564,893	\$9.49	-2.37%
2017-18	\$1,848,331,601	5.91%	\$15,407,171	\$8.34	-12.12%
2018-19	\$1,963,199,052	6.21%	\$15,239,861	\$7.76	-6.95%
2019-20	\$2,093,004,422	6.61%	\$15,761,576	\$7.53	-2.96%
2020-21	\$2,134,515,810	1.98%	\$16,044,129	\$7.52	-0.13%
2021-22	\$2,360,349,013	10.58%	\$14,299,924	\$6.06	-19.41%
2022-23 Est.	\$2,454,762,974	4.00%	\$14,821,608	\$6.03	-0.50%



KIMBERLY AREA SCHOOL DISTRICT

BUDGET ADOPTION 2022-2023

The following pages present data on Expenditures, Revenues and Fund Balances for 2020-2021, 2021-2022 and the budget for 2022-2023 in a format recommended by the Department of Public Instruction for the adoption of school district budgets. Definitions and Graphics have been added to facilitate understanding.

DEFINITION OF FUND: A fund is an accounting entity consisting of a self-balancing set of assets, liability and equity accounts used to account for the district's financial transactions in accordance with laws, regulations, or restrictions. The Department of Public Instruction requires reporting of various revenues and expenditures within specified funds.

GENERAL FUND

The General Fund is the largest fund in the District and is used to account for the day-to-day financial operations of the District. All monies are accounted for here except those which are required to be accounted for in a separate fund (i.e. Federal Projects, Long-term Debt).

BUDGET ADOPTION 2022-2023					
GENERAL FUND (FUND 10)	Audited 2020-2021	Unaudited 2021-2022	Budget 2022-2023	Dollar Change	Percent Change
Beginning Fund Balance (Account 930 000)	9,763,773.11	10,144,359.39	10,427,922.00	283,562.61	2.7%
Ending Fund Balance, Nonspendable (Acct. 935 000)	0.00	0.00	0.00	0.00	0.0%
Ending Fund Balance, Restricted (Acct. 936 000)	347,449.85	381,536.00	381,536.00	0.00	0.0%
Ending Fund Balance, Committed (Acct. 937 000)	0.00	0.00	0.00	0.00	0.0%
Ending Fund Balance, Assigned (Acct. 938 000)	1,429,425.00	1,504,996.00	1,504,996.00	0.00	0.0%
Ending Fund Balance, Unassigned (Acct. 939 000) ¹	8,367,484.54	8,541,390.00	8,541,390.00	0.00	0.0%
TOTAL ENDING FUND BALANCE (ACCT. 930 000)	10,144,359.39	10,427,922.00	10,427,922.00	0.00	0.0%
REVENUES & OTHER FINANCING SOURCES					
100 Transfers-in	1,132.59	0.00	0.00	0.00	0.0%
Local Sources					
210 Taxes	13,374,505.99	11,662,169.00	12,187,386.00	525,217.00	4.3%
240 Payments for Services	0.00	0.00	0.00	0.00	0.0%
260 Non-Capital Sales ²	556.00	852.23	300.00	(552.23)	-184.1%
270 School Activity Income ³		44,499.20	45,000.00	500.80	1.1%
280 Interest on Investments	1,647.31	4,128.40	3,000.00	(1,128.40)	-37.6%
290 Other Revenue, Local Sources ⁴	244,224.61	340,009.43	337,200.00	(2,809.43)	-0.8%
Subtotal Local Sources	13,620,933.91	12,051,658.26	12,572,886.00	521,227.74	4.1%
Other School Districts Within Wisconsin					
310 Transit of Aids	0.00	0.00	0.00	0.00	0.0%
340 Payments for Services ⁵	5,767,724.00	5,914,201.51	6,488,820.00	574,618.49	8.9%
380 Medical Service Reimbursements	0.00	0.00	0.00	0.00	0.0%
390 Other Inter-district, Within Wisconsin	0.00	0.00	0.00	0.00	0.0%
Subtotal Other School Districts within Wisconsin	5,767,724.00	5,914,201.51	6,488,820.00	574,618.49	8.9%
Other School Districts Outside Wisconsin					
440 Payments for Services	0.00	0.00	0.00	0.00	0.0%
490 Other Inter-district, Outside Wisconsin	0.00	0.00	0.00	0.00	0.0%
Subtotal Other School Districts Outside Wisconsin	0.00	0.00	0.00	0.00	0.0%
Intermediate Sources					
510 Transit of Aids ⁶	37,492.61	43,810.98	32,007.00	(11,803.98)	-36.9%
530 Payments for Services from CCDEB	0.00	0.00	0.00	0.00	0.0%
540 Payments for Services from CESA	1,000.00	0.00	0.00	0.00	0.0%
580 Medical Services Reimbursement	0.00	0.00	0.00	0.00	0.0%
590 Other Intermediate Sources	0.00	0.00	0.00	0.00	0.0%
Subtotal Intermediate Sources	38,492.61	43,810.98	32,007.00	(11,803.98)	-36.9%
State Sources					
610 State Aid -- Categorical ⁷	301,757.00	302,648.00	255,000.00	(47,648.00)	-18.7%
620 State Aid -- General ⁸	34,435,006.00	35,996,507.00	35,722,515.00	(273,992.00)	-0.8%
630 DPI Special Project Grants ⁹	164,201.01	146,521.39	105,000.00	(41,521.39)	-39.5%
640 Payments for Services	0.00	0.00	0.00	0.00	0.0%
650 Student Achievement Guarantee in Education (SAGE Grant)	0.00	0.00	0.00	0.00	0.0%
660 Other State Revenue Through Local Units ¹⁰	4,255.19	3,665.28	4,000.00	334.72	8.4%
690 Other Revenue ¹¹	3,689,537.95	3,689,956.37	3,654,093.00	(35,863.37)	-1.0%
Subtotal State Sources	38,594,757.15	40,139,298.04	39,740,608.00	(398,690.04)	-1.0%

Federal Sources					
710 Federal Aid - Categorical	0.00	0.00	0.00	0.00	0.0%
720 Impact Aid	0.00	0.00	0.00	0.00	0.0%
730 DPI Special Project Grants ¹²	500,851.13	669,834.84	2,661,056.00	1,991,221.16	74.8%
750 IASA Grants ¹³	118,133.50	106,316.72	109,872.00	3,555.28	3.2%
760 JTPA	0.00	0.00	0.00	0.00	0.0%
780 Other Federal Revenue Through State ¹⁴	48,352.29	860,946.94	10,000.00	(850,946.94)	-100.0%
790 Other Federal Revenue - Direct	0.00	0.00	0.00	0.00	0.0%
Subtotal Federal Sources	667,336.92	1,637,098.50	2,780,928.00	1,143,829.50	41.1%
Other Financing Sources					
850 Reorganization Settlement	0.00	0.00	0.00	0.00	0.0%
860 Compensation, Fixed Assets ¹⁵	4,000.00	26,285.26		(26,285.26)	-100.0%
870 Long-Term Obligations	0.00	0.00	0.00	0.00	0.0%
Subtotal Other Financing Sources	4,000.00	26,285.26	0.00	(26,285.26)	-100.0%
Other Revenues					
960 Adjustments ¹⁶	30,814.34	2,381.12	0.00	(2,381.12)	-100.0%
970 Refund of Disbursement ¹⁷	52,935.00	85,701.05	60,000.00	(25,701.05)	-42.8%
980 Medical Service Reimbursement	0.00	0.00	0.00	0.00	0.0%
990 Miscellaneous ¹⁸	8,195.01	54,529.29	2,000.00	(52,529.29)	-100.0%
Subtotal Other Revenues	91,944.35	142,611.46	62,000.00	(80,611.46)	-130.0%
TOTAL REVENUES & OTHER FINANCING SOURCES	58,786,321.53	59,954,964.01	61,677,249.00	1,722,284.99	2.8%

***Selected Fund Balance & Revenue Definitions**

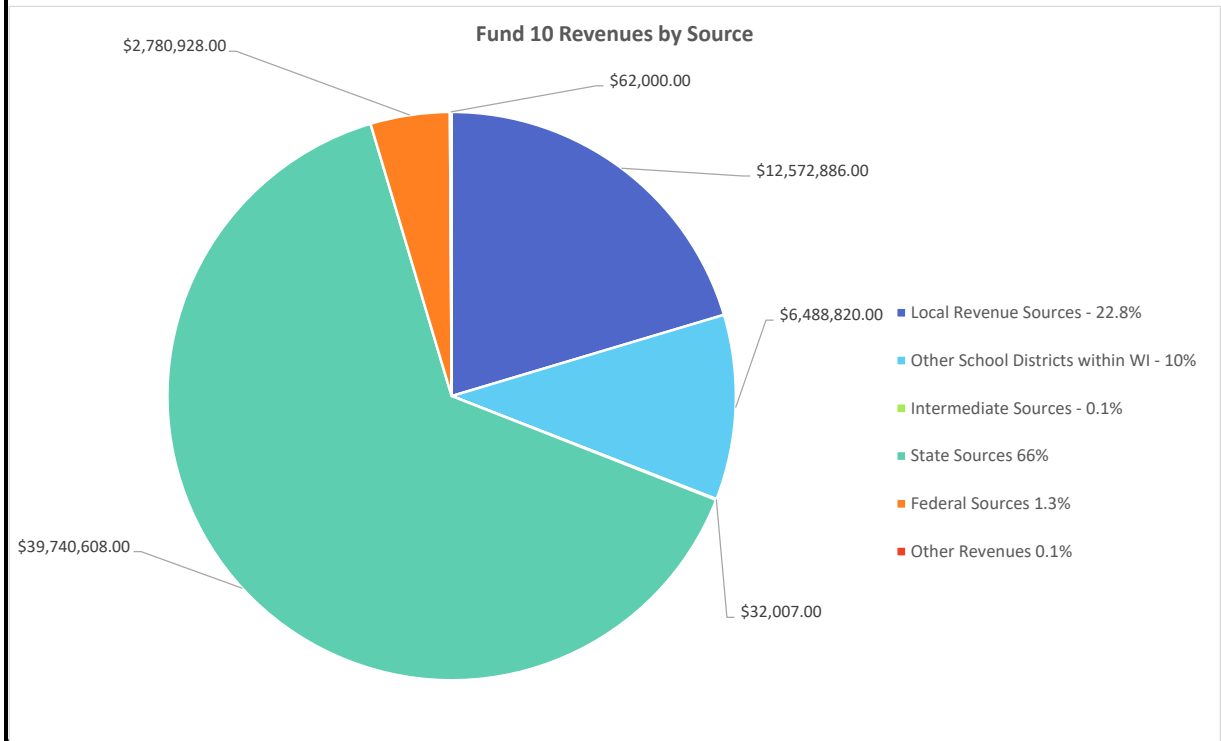
- 1 Portion of fund balance to be used for cash flow needs and emergencies.
- 2 Revenue from the sale of items not considered to be capital equipment.
- 3 Revenue received from school sponsored activities such as admission to athletic events.
- 4 Revenue from miscellaneous resources such as student fees & fines.
- 5 Tuition received from other Wisconsin School Districts for their students attending our schools under "Open Enrollment" Law
- 6 State Aid received via an Intermediate Education Agency (CESA).
- 7 State Transportation, Library Aid
- 8 State Equalization Aid (based on spending, property tax wealth and number of students within the district).
- 9 Money received from State to support specialized education programs.
- 10 Money received from State for DNR property in District.
- 11 Per Pupil Categorical Aid(Budgeted \$742/pupil-22-23) is recorded here . Business computers became exempt from property tax in 99-00 and this amount is recorded here. The District receives aid to make up for lost tax revenue. In 2018-2019, certain personal property became exempt from state aid, that is also included here.
- 12 Federal grants received thru the Dept. of Public Instruction for improvement of instruction. This object also includes ESSR funds budgeted.
- 13 Federal Aid received thru the Dept. of Public Instruction for specific programs. Includes Title I Grant.
- 14 Federal Aid received thru the State other than DPI including Medicaid/School Based Services. This includes a one time allocation from the state in 2021-2022, using the state's federal dollars.
- 15 Compensation for the sales of assets.
- 16 Record Revenue from current year insurance claims and reimbursements.
- 17 Refund of prior year expenditure including E-Rate Refund and Workers Compensation Dividend.
- 18 Misc Reimbursements/Revenue that doesn't fit anywhere else

KIMBERLY AREA SCHOOL DISTRICT

BUDGET ADOPTION, 2022-2023 (Continued)

Revenues by Source

Kimberly Area | September Budget Hearing



KIMBERLY AREA SCHOOL DISTRICT

BUDGET ADOPTION, 2022-2023 GENERAL FUND EXPENDITURES BY FUNCTION

DEFINITION OF FUNCTION:

Grouping of expenditures by department or purpose.

BUDGET ADOPTION 2021-2022					
GENERAL FUND (FUND 10) Expenditures by Function	Audited 2020-2021	Unaudited 2021-2022	Budget 2022-2023	Dollar Change	Percent Change
Instruction					
110 000 Undifferentiated Curriculum ¹	\$ 12,783,811.69	\$ 12,460,541.97	\$ 13,221,471.00	760,929.03	6%
120 000 Regular Curriculum ²	\$ 11,678,408.15	\$ 11,277,183.79	\$ 12,268,464.00	991,280.21	9%
130 000 Vocational Curriculum	\$ 2,363,490.25	\$ 2,588,760.49	\$ 2,667,075.00	78,314.51	3%
140 000 Physical Curriculum	\$ 1,625,781.31	\$ 1,688,161.66	\$ 1,787,672.00	99,510.34	6%
160 000 Co-Curricular Activities	\$ 695,329.08	\$ 832,181.48	\$ 867,531.00	35,349.52	4%
170 000 Other Special Needs ³	\$ 741,323.49	\$ 827,326.06	\$ 1,003,766.00	176,439.94	21%
Subtotal Instruction	\$ 29,888,143.97	\$ 29,674,155.45	\$ 31,815,979.00	2,141,823.55	7%
Support Sources					
210 000 Pupil Services ⁴	\$ 1,415,690.80	\$ 1,525,387.82	\$ 1,592,145.00	66,757.18	4%
220 000 Instructional Staff Services ⁵	\$ 2,458,857.89	\$ 3,133,824.00	\$ 2,822,884.00	(310,940.00)	-10%
230 000 General Administration ⁶	\$ 839,277.58	\$ 833,274.00	\$ 806,068.00	(27,206.00)	-3%
240 000 School Building Administration ⁷	\$ 3,208,752.78	\$ 3,304,874.85	\$ 3,441,726.00	136,851.15	4%
250 000 Business Administration ⁸	\$ 8,299,863.05	\$ 8,815,579.37	\$ 8,789,183.00	(26,396.37)	0%
260 000 Central Services ⁹	\$ 1,224,298.90	\$ 760,793.93	\$ 856,233.00	95,439.07	13%
270 000 Insurance & Judgments ¹⁰	\$ 321,473.53	\$ 296,424.80	\$ 320,000.00	23,575.20	8%
280 000 Debt Services				0.00	0%
290 000 Other Support Services ¹¹	\$ 2,071,305.38	\$ 1,812,696.35	\$ 2,397,963.00	585,266.65	32%
Subtotal Support Sources	\$ 19,839,519.91	\$ 20,482,855.12	\$ 21,026,202.00	543,346.88	3%
Non-Program Transactions					
410 000 Inter-fund Transfers ¹²	\$ 5,728,742.80	\$ 6,565,677.54	\$ 5,760,306.00	(805,371.54)	-12%
430 000 Instructional Service Payments ¹³	\$ 3,034,102.59	\$ 2,928,507.63	\$ 3,064,762.00	136,254.37	5%
490 000 Other Non-Program Transactions ¹⁴	\$ 7,299.67	\$ 20,205.56	\$ 10,000.00	(10,205.56)	-51%
Subtotal Non-Program Transactions	\$ 8,770,145.06	\$ 9,514,390.73	\$ 8,835,068.00	(679,322.73)	-7%
TOTAL EXPENDITURES & OTHER FINANCING USES	\$ 58,497,808.94	\$ 59,671,401.30	\$ 61,677,249.00	2,005,847.70	3.36%

1 Teacher instructs over several subject areas (i.e., 1st Grade).

2 Teacher instructs in one area (i.e., math or science). DPI Coding also requires instructional technology devices to be coded here.

3 Activities of special needs students not categorized under Special Needs Curriculum. This includes ELL & At Risk.

4 Activities such as Guidance and Nursing.

5 Activities such as Curriculum Development and Library Services. This function also includes some technology purchases.

6 Activities related to the Board & Superintendent.

7 Activities of School Principal Offices.

8 Activities associated with Accounting, Custodial Services, Utilities, Maintenance & Transportation.

9 Activities such as marketing, district wellness, phones, postage and printing. In 2020-21 there were many COVID Costs coded here.

10 Property and Casualty Insurance.

11 This Function includes Retirement benefits transferred to the Post Retirement Benefit Trust and well as technology purchasing.

12 Transfer of funds from General Fund to the Special Education Fund (27), Fund 46 Capital Projects and Fund 99 Consortium Funds.

13 Tuition Payments including those for Open Enrollment and Voucher Students

14 Miscellaneous adjustments including payment back to Municipalities for uncollected taxes from previous year.

KIMBERLY AREA SCHOOL DISTRICT

BUDGET ADOPTION, 2022-2023 GENERAL FUND EXPENDITURES BY OBJECT

DEFINITION OF OBJECT:

Grouping of expenditures by expense category.

Expenditures by Object	Audited 2020-2021	Unaudited 2021-2022	Budget 2022-2023	Dollar Change	Percent Change
100 Salaries	26,830,275.00	26,533,192.00	27,337,816.00	804,624.00	3%
200 Benefits	10,833,134.00	10,483,539.00	11,832,456.00	1,348,917.00	13%
300 Purchased Services ¹	10,825,375.00	11,171,783.00	11,409,335.00	237,552.00	2%
400 Non-Capital Objects ²	2,142,977.00	2,184,112.00	2,199,233.00	15,121.00	1%
500 Capital Objects ³	1,487,260.00	2,157,625.00	2,436,532.00	278,907.00	13%
600 Debt Retirement ⁴	0.00	0.00	0.00	0.00	100%
700 Insurance & Judgments	316,771.00	290,909.00	314,000.00	23,091.00	8%
800 Interfund Transfers ⁵	5,728,743.00	6,565,678.00	5,760,306.00	(805,372.00)	-12%
900 Miscellaneous	333,274.00	284,564.00	387,571.00	103,007.00	36%
TOTAL EXPENDITURES	58,497,809.00	59,671,402.00	61,677,249.00	2,005,847.00	3.36%

Selected Object Definitions

1 Purchased Services

Payments for services rendered by personnel who are not on the district payroll including capital project builders, architects, etc.

2 Non-Capital Objects

Supplies, materials and equipment with a value of less than \$1,000 per unit.

3 Capital Objects

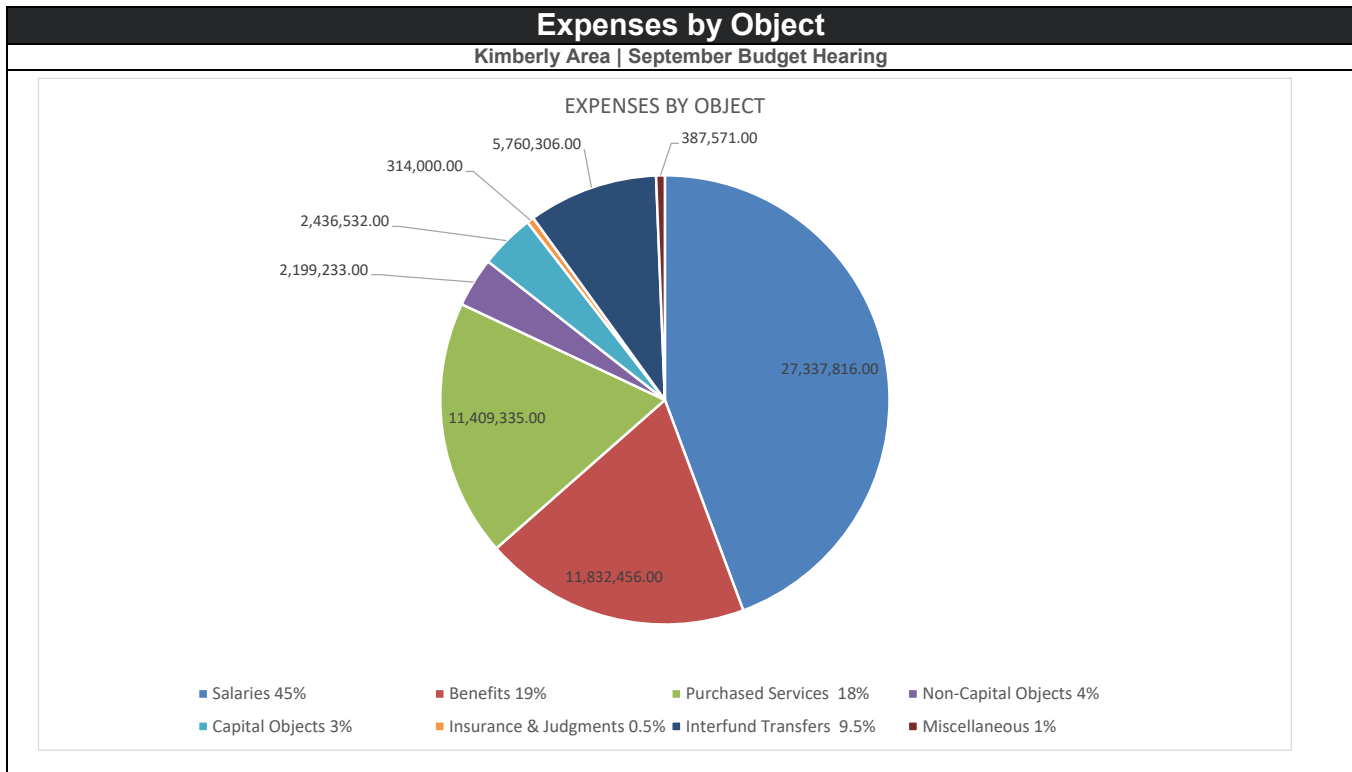
Computers with a value over \$500 per unit plus all other equipment, buildings and sites with a value over \$1,000 per unit.

4 Debt Retirement

Principal and interest payments for capital lease.

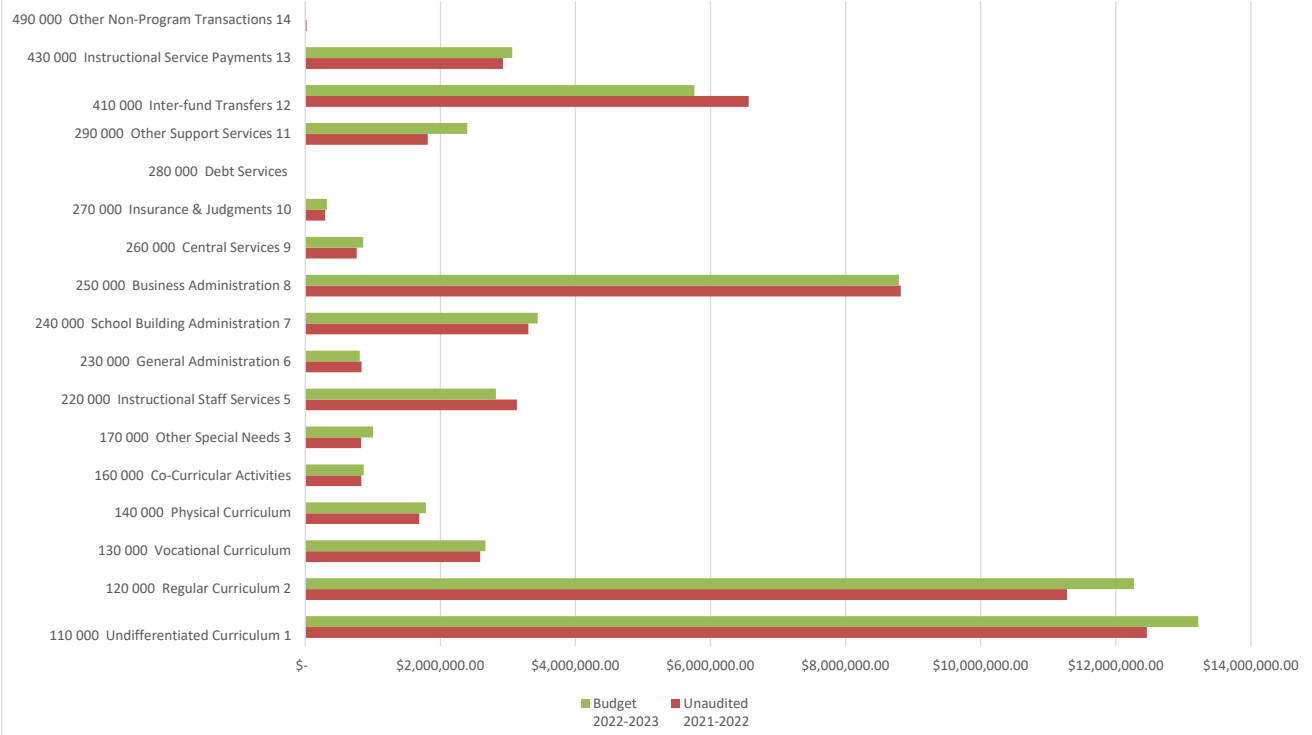
5 Interfund Transfers

Transfer of Funds from General Fund to the Special Education Fund (27) and Capital Projects Funds and Fund 99 Consortium Funds.



Budget Comparison by Function

Kimberly Area | September Budget Hearing



KIMBERLY AREA SCHOOL DISTRICT

REVIEW OF MAJOR GENERAL FUND EXPENDITURE INCREASES/DECREASES BY OBJECT

SALARIES

2022/2023	\$27,337,816
2021/2022	<u>26,533,192</u>
Increase	\$ 804,624

The board approved salaries to increase 4%. This total also includes the increases in staff mentioned in the staffing portion of this document. Salary and benefits for Special Education staff are accounted for in the Special Education Fund.

BENEFITS

2022/2023	\$11,832,456
2021/2022	<u>\$10,483,539</u>
Increase	\$ 1,348,917

Benefits are anticipated to increase by approximately 13%. The increase in benefits is related to the increase in health insurance of 5.7% and increased percentage of benefits based on increased wages. Also included is a contribution to our fund 73 OPEB Benefits. We did not make a contribution in 2021-2022, as based on our actuarial study we were fully funded to date.

PURCHASED SERVICES

2022/2023	\$ 11,409,335
2021/2022	<u>11,171,783</u>
Increase	\$ 237,552

Purchased Services include payments to third parties for services they provide. Significant Purchased Services include: Open Enrollment tuition costs and Vouchers \$2,985,262, Utilities \$1,322,000, Busing \$1,313,614 and Operational Services (primarily cost of contracted Cleaning Service) and Maintenance Services. There is an increase in the open enrollment amount per student as well as the number of projected students, an increase in bussing costs, and an increase in contracted cleaning services.

KIMBERLY AREA SCHOOL DISTRICT

REVIEW OF MAJOR EXPENDITURE INCREASES/DECREASES BY OBJECT- CONTINUED

NON-CAPITAL OBJECTS

2022/2023	\$ 2,199,233
2021/2022	<u>\$ 2,184,112</u>
Increase	\$ 15,121

Non-Capital Object expenses include supplies, non-capital equipment (not considered a fixed asset), books, materials, and computer software. To encourage better spending, unused supply budgets are allowed to be carried over into the next year.

CAPITAL OBJECTS

2022/2023	\$2,436,532
2021/2022	<u>\$2,157,625</u>
Increase	\$ 278,907

Capital Objects include buildings, sites and equipment with a value over \$1,000 per unit and computers with a value over \$500 per unit and chrome books. Significant 2022/2023 purchases include replacement of technology equipment including computers, chrome books and other equipment as part of the 5year technology plan.

KIMBERLY AREA SCHOOL DISTRICT

REVIEW OF MAJOR EXPENDITURE INCREASES/DECREASES BY OBJECT- CONTINUED

INSURANCES

2022/2023	\$314,000
2021/2022	<u>\$209,909</u>
Increase	\$ 23,091

Included in insurances are costs associated with Liability, Property, Workers Compensation and Unemployment Insurance. We received a fairly significant increase in our property insurance for 2022-2023, but our workers compensation insurance had a decrease in rates. Our liability insurances also includes an increase. In addition, we budget conservatively for unemployment insurance, not really knowing what this amount might be.

INTERFUND TRANSFERS

2022/2023	\$5,760,306
2021/2022	<u>\$6,565,678</u>
Decrease	(\$ 805,372)

All Special Education costs are accounted for in a separate Fund 27. Special Education costs not covered by state aid or federal grants must be transferred from the General Fund to Fund 27. This transfer is accounted for here. There is an increase in the amount of money that has to be transferred to the Special Education Fund in 2022-2023 which is related to an increase in expenses mostly in salary and benefits including additional paraprofessional hours. The decrease is due to not accounting for a transfer to fund 46 for the 22-23 Budget. The district transferred \$1.3 million to Fund 46 for future capital expenses in 2021-2022.

The transfer to Fund 99 for our Triumph Consortium is also recorded here.

KIMBERLY AREA SCHOOL DISTRICT

REVIEW OF MAJOR EXPENDITURE INCREASES/DECREASES BY OBJECT- CONTINUED

OTHER

2022/2023	\$387,571
2021/2022	<u>284,564</u>

Increase	\$103,007
-----------------	------------------

“Other” expenditures are generally associated with dues and fees for such things as memberships to professional organizations, registration fees, reimbursement for graduate school credits, co-curricular participation, license fees including software licenses, bank service charges, prior year Medicaid refunds and various other fees.

KIMBERLY AREA SCHOOL DISTRICT

BUDGET ADOPTION, 2022-2023

SPECIAL PROJECTS FUNDS (FUND 21, 23 & 27)

Special Project Funds are used to account for activities funded by specific sources for specific purposes. These include Fund 21 (gifts and donations for specific purposes such as playground equipment), Fund 23 (State Technology Grant that has been suspended) and Fund 27 (activities related to Special Education).

		Audited 2020-2021	Unaudited 2021-2022	Budget 2022-2023	Dollar Change	Percent Change
900000	Beginning Fund Balance	\$ 825,283	\$ 833,157	\$ 834,268	1,111	0.13%
900000	Ending Fund Balance	\$ 833,157	\$ 834,268	\$ 746,219	-88,049	-10.55%
TOTAL REVENUES & OTHER FINANCING		\$ 9,204,353	\$ 9,740,654	\$ 10,498,941	758,287	7.78%
100000	Instruction	\$ 7,236,158	\$ 7,505,557	\$ 8,252,033	746,476	9.95%
200000	Support Services	\$ 1,625,899	\$ 1,763,714	\$ 1,836,457	72,743	4.12%
400000	Non-Program Transactions	\$ 362,451	\$ 470,272	\$ 498,500	28,228	6.00%
TOTAL EXPENDITURES & OTHER FINANCING		\$ 9,224,508	\$ 9,739,543	\$ 10,586,990	847,447	8.70%

DEBT SERVICE FUNDS (FUND 38 & 39)

The Debt Service Fund is used to track revenues (primarily tax levy) and expenditures (principal & interest payments) associated with the retirement of long-term debt. "Long-term Capital Debt" (281000) is related to the Mapleview and Woodland Building Referendum projects. In 2019 the district made the last debt payment for Kimberly High School. We have done several refinancings of debt over the years. Total savings to Taxpayers through refinancing has been over \$4.3 million. The Debt Service Fund also includes debt for our energy efficiency projects and the \$600,000 loan for the Indoor Athletic Facility which was paid off in 2020. The Tax Levy for the debt for our energy efficiency projects is reduced by the energy savings annually achieved once the projects are complete. The cost of the energy efficiency projects financed by this debt was recorded in Fund 49. The debt for the Mapleview and Woodland Building project will be complete in 2025 and the Energy Efficiency debt will be complete in 2027.

		Audited 2020-2021	Unaudited 2021-2022	Budget 2022-2023	Dollar Change	Percent Change
900000	Beginning Fund Balance	\$ 250,505	\$ 207,729	\$ 196,072	-11,657	-5.61%
900000	Ending Fund Balance	\$ 207,729	\$ 196,072	\$ 179,726	-16,346	-8.34%
TOTAL REVENUES & OTHER FINANCING		\$ 8,159,280	\$ 2,638,395	\$ 2,634,222	-4,173	-0.16%
281000	Long-Term Capital Debt	\$ 2,686,906	\$ 2,649,942	\$ 2,650,568	626	0.02%
282000	Refinancing	\$ 5,515,000	\$ -	\$ -	0	0.00%
283000	Long-Term Operational Debt	\$ -	\$ -	\$ -	0	0.00%
289000	Other Long-Term Debt	\$ 137	\$ 110	\$ -	-110	0.00%
410000	Interfund Transfer	\$ -	\$ -	\$ -	0	0.00%
TOTAL EXPENDITURES & OTHER FINANCING		\$ 8,202,043	\$ 2,650,052	\$ 2,650,568	516	0.02%
842000	INDEBTEDNESS, END OF YEAR	\$ 15,419,962	\$ 12,732,135	\$ 10,082,193	-2,649,942	-20.81%

CAPITAL PROJECT FUNDS (FUND 41, 45,46 & 49)

The Capital Project Fund is used to account for financial resources involved in the acquisition of land and capital objects (i.e., classroom computers), construction of capital facilities (i.e., new building or major remodeling projects) or maintenance projects (i.e., new roof). Balances in this fund include Fund 41 and Fund 46 Capital Projects money. Donations for future replacement of the turf are recorded here as well as donations for the indoor facility and scoreboards. Fund 46 was created to over time replace some of the expenditures that previously came out of Fund 41. The money deposited into Fund 46 can not be used for 5 years from when it was started in 2015, but the aid from the transfer from Fund 10 is realized immediately. We could begin using these funds in 2020. The district contributed \$1.3 million to Fund 46 in 2021-2022 to offset future capital improvement projects, in particular the 4k Building addition if affordable.

KIMBERLY AREA SCHOOL DISTRICT

BUDGET ADOPTION, 2022-2023

CAPITAL PROJECT FUNDS (FUND 41, 45, 46 & 49)

		Audited 2020-2021	Unaudited 2021-2022	Budget 2022-2023	Dollar Change	Percent Change
900000	Beginning Fund Balance	\$ 6,487,046	\$ 6,936,399	\$ 8,361,438	1,425,039	20.54%
900000	Ending Fund Balance	\$ 6,936,399	\$ 8,361,438	\$ 8,396,638	35,200	0.42%
TOTAL REVENUES & OTHER FINANCING		\$ 449,354	\$ 1,438,040	\$ 35,200	-1,402,840	-97.55%
100000	Instruction	\$ -	\$ -	\$ -	0	0.00%
200000	Support Services	\$ -	\$ -	\$ -	0	100.00%
400000	Non-Program Transactions	\$ -	\$ 13,001	\$ -	-13,001	0%
TOTAL EXPENDITURES & OTHER FINANCING		\$ -	\$ 13,001	\$ -	-13,001	-100.00%

FOOD SERVICE FUND (FUND 50)

All receipts and expenditures for our school lunch program are recorded here. This program is contracted out to Chartwells, Inc., a Food Service Management Company. The goal of this Fund is for it to be self sustaining. The increase in meals and the much higher reimbursement rate for meals from the federal government, lead to a large increase in the Food Service Fund Balance. A portion of the fund balance will be used for improvements to the Janssen kitchen as well as other kitchen needs in the district.

		Audited 2020-2021	Unaudited 2021-2022	Budget 2022-2023	Dollar Change	Percent Change
900000	Beginning Fund Balance	\$ 491,146	\$ 396,426	\$ 1,242,448	846,022	213.41%
900000	Ending Fund Balance	\$ 396,426	\$ 1,242,448	\$ 1,443,153	200,705	16.15%
TOTAL REVENUES & OTHER FINANCING		\$ 1,501,270	\$ 3,037,015	\$ 2,149,470	-887,545	-29.22%
200000	Support Services	\$ 1,595,991	\$ 2,190,993	\$ 1,948,765	-242,228	-11.06%
400000	Non-Program Transactions	\$ -	\$ -	\$ -	0	0.00%
TOTAL EXPENDITURES & OTHER FINANCING		\$ 1,536,054	\$ 2,190,993	\$ 1,948,765	-242,228	-11.06%

EMPLOYEE BENEFIT TRUST (FUND 73)

The District established a Trust in 2003/04 to help fund employee retirement benefits the District has been obligated to pay in the future. This Fund can only be used to pay retiree benefits. The District is not obligated to make payments to the Trust. The value of the Trust decreased by \$2,543,881. This district contributed \$438,487 including TSA contributions to the trust this year. Interest income and unrealized gains/losses (investment sold) were -\$2,254,915. The fees for PMA and BMO to manage the trust were \$66,872 and payments for retirement benefits were \$829,000. The value of the Trust as of 6/30/22 was \$14,585,784. Since the District's initial contribution into the Wisconsin OPEB trust in April of 2012, the investment has gained approximately \$4.45 Million in investment earnings.

		Audited 2020-2021	Unaudited 2021-2022	Budget 2022-2023	Dollar Change	Percent Change
900000	Beginning Fund Balance	13,812,694	17,129,665	14,585,784	-2,543,881	-14.85%
900000	Ending Fund Balance	17,129,665	14,585,784	14,859,531	273,747	1.88%
TOTAL REVENUES & OTHER FINANCING		4,239,097	1,281,693	1,023,850	-257,843	-20.12%
200000	Support Services	53,256	66,872	50,000	-16,872	-25.23%
400000	Non-Program Transactions	868,870	3,758,702	700,103	-3,058,599	-81.37%
TOTAL EXPENDITURES & OTHER FINANCING		922,126	3,825,574	750,103	-3,075,471	-80.39%

KIMBERLY AREA SCHOOL DISTRICT

BUDGET ADOPTION, 2022-2023

COMMUNITY SERVICE FUND (FUND 80)

Fund 80 is used to account for community activities that are not directly related to school educational programs. The District's Community Fitness Center is accounted for in this Fund. The amount set aside to pay workers is \$15,700, and \$8,000 for equipment maintenance and replacement. All District facilities are open to the public. 10,000 events are scheduled and coordinated by a District secretary. A portion of that individuals salary and benefits (\$29,600) are paid in Fund 80. A portion of salary and benefits (\$6,900) for the employee that is responsible for Community Outreach Programs and community marketing and communication is also paid for out of Fund 80. In addition, \$3,100 has been set aside for supplies for these outreach programs. The majority of revenue in the Community Service fund for 2022-2023 will be the Outagamie Sales Tax Money which will offset the typical Fund 80 Tax Levy.

		Audited 2020-2021	Unaudited 2021-2022	Budget 2022-2023	Dollar Change	Percent Change
900000	Beginning Fund Balance	\$ 19,890	\$ 52,542	\$ 61,025	8,483	16.15%
900000	Ending Fund Balance	\$ 52,542	\$ 61,025	\$ 61,025	0	0.00%
TOTAL REVENUES & OTHER FINANCING		\$ 73,286	\$ 60,824	\$ 60,000	-824	-1.35%
200000	Support Services	\$ -	\$ -	\$ -	0	0.00%
300000	Community Services	\$ 40,634	\$ 52,341	\$ 60,000	7,659	14.63%
400000	Non-Program Transactions	\$ -	\$ -	\$ -	0	0.00%
TOTAL EXPENDITURES & OTHER FINANCING		\$ 40,634	\$ 52,341	\$ 60,000	7,659	14.63%

COOPERATIVE PROGRAM (FUND 99)

Fund 99 is used to account for the Triumph program which is the mental health facility consortium between Kimberly Kaukauna, and Little Chute. The expenses and revenues will always equal each other in this fund as the other 2 districts pay and a transfer is done from Fund 10 to account for Kimberly's portion.

		Audited 2020-2021	Unaudited 2021-2022	Budget 2022-2023	Dollar Change	Percent Change
900000	Beginning Fund Balance	\$ -	\$ -	\$ -	\$ -	0.00%
900000	Ending Fund Balance	\$ -	\$ -	\$ -	\$ -	0.00%
TOTAL REVENUES & OTHER FINANCING		\$ 144,434	\$ 149,095	\$ 207,417	58,322	39.12%
TOTAL EXPENDITURES & OTHER FINANCING		\$ 144,434	\$ 149,095	\$ 207,417	58,322	39.12%

ALL FUNDS COMBINED

		Audited 2020-2021	Unaudited 2021-2022	Budget 2022-2023	Dollar Change	Percent Change
TOTAL REVENUES & OTHER FINANCING		82,557,396	78,300,680	78,286,349	-14,331	-0.02%
TOTAL EXPENDITURES & OTHER FINANCING		78,567,608	78,292,000	77,881,092	-410,908	-0.52%

KIMBERLY AREA SCHOOL DISTRICT

BUDGET ADOPTION 2022-2023 PROPERTY TAX LEVY

<u>FUND</u>	<u>Audited 2020-2021</u>	<u>Audited 2021-2022</u>	<u>Budget 2022-2023</u>	<u>Dollar Change</u>	<u>Percent Change</u>
General Fund - Kimberly Public Schools	\$12,867,173	\$11,094,104	\$11,619,321	\$525,217	4.73%
General Fund - Private Schools	\$507,333	\$568,065	\$568,065	\$0	0.00%
Debt Service Fund	\$2,643,623	\$2,637,755	\$2,634,222	-\$3,533	-0.13%
Community Service Fund	\$26,000	\$0	\$0	\$0	0.00%
TOTAL SCHOOL LEVY	\$16,044,129	\$14,299,924	\$14,821,608	\$521,684	3.65%

EQUALIZED VALUATION & TAX LEVY BY MUNICIPALITY

<u>MUNICIPALITY</u>	<u>EAV* 2021-2022</u>	<u>EAV* 2022-2023</u>	<u>Total Percent of Total</u>	<u>Levy 2022-2023</u>
Village of Kimberly	\$557,597,900	\$598,962,166	24.40%	\$3,616,472
Village of Harrison	\$854,279,988	\$880,032,526	35.85%	\$5,313,546
City of Appleton	\$73,508,913	\$30,193,585	1.23%	\$182,306
Town of Buchanan	\$632,200,692	\$683,896,965	27.86%	\$4,129,300
Village of Combined Locks	\$242,761,520	\$261,677,733	10.66%	\$1,579,983
Totals	\$2,360,349,013	\$2,454,762,975	100%	\$14,821,607

* EAV is short for Equalized Assessed Valuation. It is the total market value of all property within the District.

TAX RATE

	<u>October 2020</u>	<u>October 2021</u>	<u>September Est 2022</u>	<u>Dollar Change</u>	<u>Percent Change</u>
School Tax Levy	\$16,044,129	\$14,299,924	\$14,821,608	\$521,684	3.65%
Equalized Valuation	\$2,134,515,810	\$2,360,349,013	\$2,454,762,974	\$94,413,961	4.00%
*Tax Rate/\$1000 of Equalized Valuation	\$7.52	\$6.06	\$6.03	(\$0.03)	-0.50%

KIMBERLY AREA SCHOOL DISTRICT

STAFFING 2022-2023

Salary and Benefit Costs are the largest expenditure for school districts and have the greatest impact on the budget. Cost adjustments include wage increases, benefit increases and the cost of adding and reducing staff. Often due to increases or decreases in specific grade levels or buildings the enrollment change can vary a bit from the staffing adjustments.

At the time of this publication, the following are new staff that have been added, as well as staffing reductions to meet the District's expected educational needs for 2022/2023.

Current Staffing Net Changes include:

- Increase of 2.68 Teachers at the Elementary level to address needs in Special Education, phonological intervention, literacy and an assistant to the principal role for the 4k Center/Sunrise.
- Decrease of .5 Teachers at the Intermediate level which includes a .5 increase in special ed, but a 1.0 decrease in regular teaching positions.
- Decrease of 1.0 High School special ed teaching positions.
- Decrease of .5 District Wide Technology Coordinator
- District-wide increase of 57 Paraprofessional hours per week

Net Staffing: Increase of 2.17 teaching Positions; Increase of 57 paraprofessional hours; Decrease of .5 district wide support positions

Kimberly Area School District
ANNUAL MEETING MINUTES
Monday, September 27, 2021

Location: Kimberly High School Gymnasium

Present:

BOE Members

Ammie Ebben
Montgomery Elmer, President
Tim Handrich
Penny Hoh, Treasurer
Mary Pribbenow
Debbie Roberts, Clerk
Brad Siebers, Vice President

District Office Administrators

Bob Mayfield, Superintendent
Holly Prast, Assistant Superintendent
Tim Fosshage, Director of Pupil Services
John Schultz, Director of Student Improvement
Dawn Ludwig, Director of Human Resources
Becky Hansen, Executive Director of Business Services
Mike Burgess, Director of Information Technology
Denise Weyenberg, Director of Continuous Improvement

Other District Staff

Ryan McGinnis, Athletic Director
Sara Vogel, Assistant to the Superintendent
Jill Peeters, Marketing & Community Coordinator

Principals

Eric Brinkmann
Herc Nikolaou
Sean Fitzgerald
Eric Brinkmann
Dave Lamers
Kaaren Weyers
Jackie DePeau
Timothy Doleys
Jason Nate

43 Guests

The meeting was called to order at 7:24 p.m. by Clerk, Debbie Roberts, followed by the Pledge of Allegiance.

Mike Rietveld and Matthew Tennessen were nominated to serve as Chairperson for the Annual Meeting.

Motion: To close nominations and cast a ballot.

By: Brad Siebers; seconded by: Beth Sewall

Approved by voice vote

Ballots were collected and counted; Mike Rietveld received a majority of the votes and was appointed Chairman.

Board Suggested Meeting Guidelines:

Motion: To accept the recommended guidelines for the 2021 Annual Meeting.

By: Melissa Johnson; seconded by: Eric Brinkmann

Approved by voice vote

Minutes of the Annual Meeting, Monday, September 23, 2019

Motion: To dispense with reading of the annual meeting minutes of Monday September 28, 2020.

By: Ammie Ebben; seconded by: Mike Heling

Approved by voice vote

Dr. Montgomery Elmer, Board of Education President gave his address to the assembly.

Dr. Bob Mayfield, Superintendent of Schools gave his address to the assembly.

Rebecca Hansen, Director of Business Services and Sustainability presented the Treasurer's Report.

Motion: Resolved that the Treasurer's Report be accepted.
By: Brad Siebers; seconded by: Tim Fosshage
Approved by voice vote.

Set Salaries of School Board & Authorize Reimbursement of Expenses

Motion: That the salaries of school board members remain at the current rate with the President, Clerk and Treasurer receiving \$3150 annually and the remaining members receiving \$3050 annually; and authorize reimbursement for expensed incurred.
By: Brad Siebers; seconded by: Beth Sewall
Approved by voice vote

Board President, Montgomery Elmer presented the tax levy of \$15,232,439 to the electorate

Motion: Resolved that the tax levy of \$15,232,439 presented to the electors be adopted as printed.
By: Brad Siebers; seconded by: Beth Sewall
Approved by voice vote.

2022 Annual Meeting Date and Time

Motion: To authorize the Board of Education to set the date and time of the 2022 Annual Meeting of Monday, September 26, 2022, at 7:15 p.m.
By: Ammie Ebben; seconded by: Mary Pribbenow
Approved by voice vote.

**No Old Business was brought before the assembly
No New Business was brought before the assembly**

Adjournment

Motion: Resolved that this meeting adjourn as of 7:43 p.m. September 27, 2021.
By: Brad Siebers; seconded by: Debbie Roberts
Approved by voice vote.

Sara Vogel

Debbie Roberts

Kimberly Area School District
Office of Superintendent

Kimberly Area School District
Board of Education Clerk