

**2023-2024**  
**Tax Levy and Budget Revisions**

**Monday, October 23, 2023**

**KIMBERLY AREA SCHOOL DISTRICT  
ADMINISTRATIVE BUILDING  
425 S. Washington Street  
Combined Locks WI 54113**

# KIMBERLY AREA SCHOOL DISTRICT

## BUDGET ADOPTION 2023-2024 PROPERTY TAX LEVY

<u>FUND</u>	<u>Audited 2021-2022</u>	<u>Audited 2022-2023</u>	<u>Actual 2023-2024</u>	<u>Dollar Change</u>	<u>Percent Change</u>
General Fund - Kimberly School District	\$11,094,104	\$11,273,412	\$14,538,989	\$3,265,577	28.97%
General Fund - Private Schools	\$568,065	\$801,788	\$962,212	\$160,424	20.01%
Debt Service Fund	\$2,637,755	\$2,634,222	\$2,648,313	\$14,091	0.53%
Community Service Fund	\$0	\$0	\$0	\$0	0.00%
<b>TOTAL SCHOOL LEVY</b>	<b>\$14,299,924</b>	<b>\$14,709,422</b>	<b>\$18,149,514</b>	<b>\$3,440,092</b>	<b>23.39%</b>

## EQUALIZED VALUATION & TAX LEVY BY MUNICIPALITY

<u>MUNICIPALITY</u>	<u>EAV* 2022-2023</u>	<u>EAV* 2023-2024</u>	<u>EAV % Change from 2022-2023</u>	<u>Total Percent of Total</u>	<u>Levy 2023-2024</u>
Village of Kimberly	\$627,973,700	\$702,881,500	11.9%	21.92%	\$3,978,145
Village of Harrsion	\$983,225,382	\$1,165,072,654	18.5%	36.33%	\$6,594,040
City of Appleton	\$56,807,656	\$257,240,712	352.8%	8.02%	\$1,455,922
Town of Buchanan	\$703,494,966	\$778,479,864	10.7%	24.28%	\$4,406,014
Village of Combined Locks	\$275,895,934	\$303,085,310	9.9%	9.45%	\$1,715,392
<b>Totals</b>	<b>\$2,647,397,638</b>	<b>\$3,206,760,040</b>	<b>21.1%</b>	<b>100%</b>	<b>\$18,149,513</b>

\* EAV is short for Equalized Assessed Valuation. It is the total market value of all property within the District.

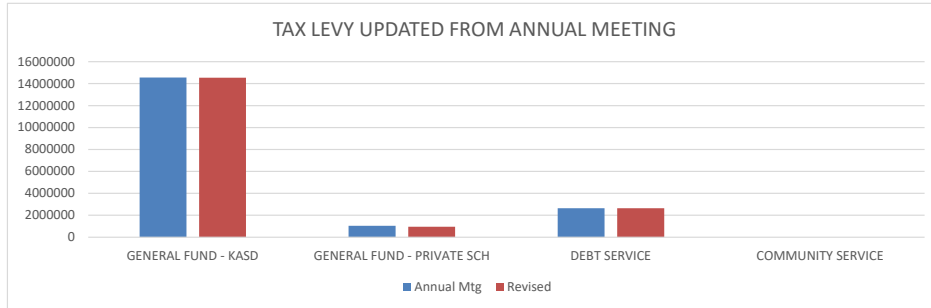
## TAX RATE

	<u>October 2021</u>	<u>October 2022</u>	<u>October 2023</u>	<u>Dollar Change</u>	<u>Percent Change</u>
School Tax Levy	\$14,299,924	\$14,709,422	\$18,149,514	\$3,440,092	23.39%
Equalized Valuation	\$2,360,349,013	\$2,647,397,638	\$3,206,760,040	\$559,362,402	21.13%
*Tax Rate/\$1000 of Equalized Valuation	\$6.06	\$5.56	\$5.66	\$0.10	1.80%

# KIMBERLY AREA SCHOOL DISTRICT

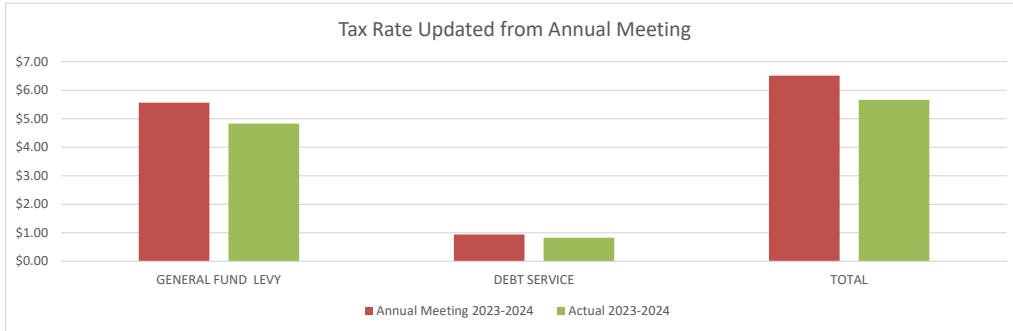
## 2023-2024 TAX LEVY UPDATES FROM ANNUAL MEETING

<u>TAX LEVY</u>	<u>Annual Mtg 2023-2024</u>	<u>Revised 2023-2024</u>	<u>DOLLAR CHANGE</u>	<u>PERCENT CHANGE</u>
GENERAL FUND - KASD	\$14,560,444	\$14,538,989	-\$21,455	-0.15%
GENERAL FUND - PRIVATE SCH	\$1,049,402	\$962,212	-\$87,190	-8.31%
DEBT SERVICE	\$2,648,313	\$2,648,313	\$0	0.00%
COMMUNITY SERVICE	\$0	\$0	\$0	0.00%
<b>TOTAL</b>	<b>\$18,258,159</b>	<b>\$18,149,514</b>	<b>-\$108,645</b>	<b>-0.60%</b>



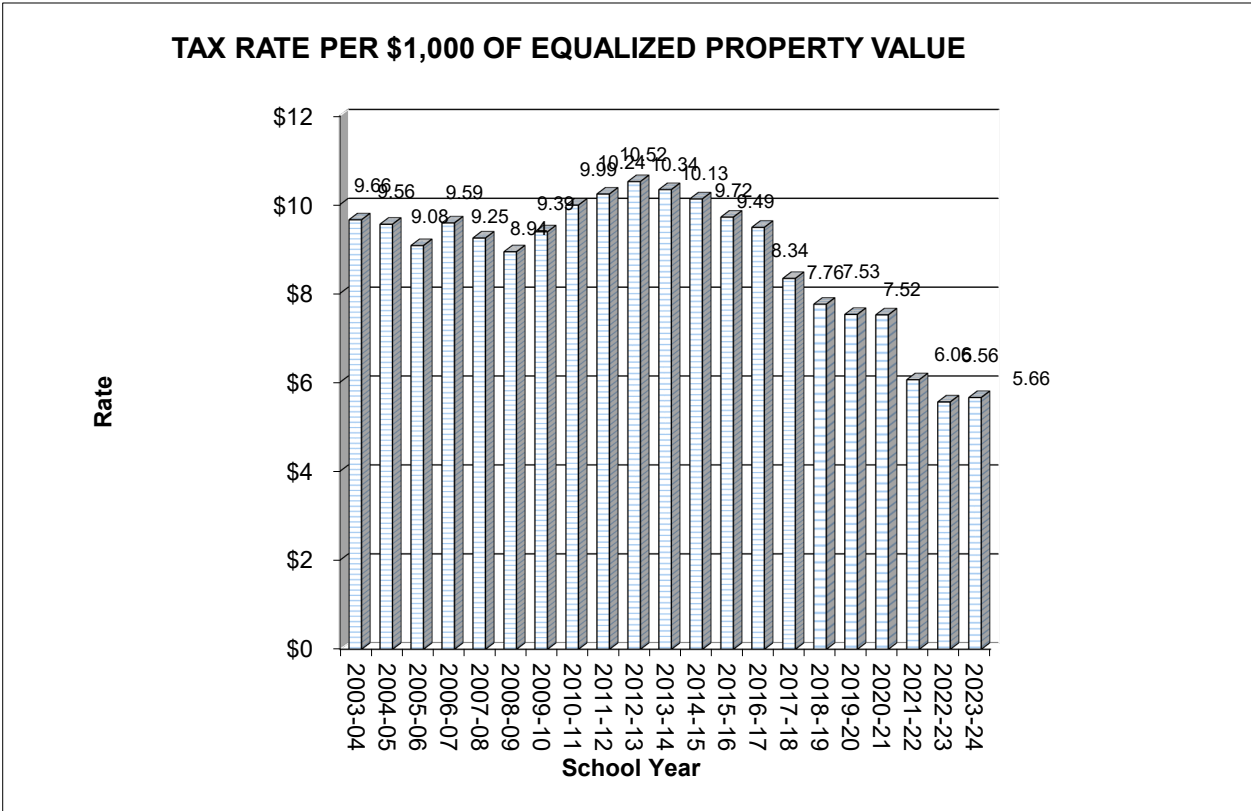
## TAX RATE PER \$1,000 OF EQUALIZED ASSESSED VALUATION

	<u>Annual Meeting 2023-2024</u>	<u>Actual 2023-2024</u>	<u>DOLLAR CHANGE</u>	<u>PERCENT CHANGE</u>
GENERAL FUND LEVY	\$5.56	\$4.83	-\$0.73	-13.13%
DEBT SERVICE	\$0.94	\$0.83	-\$0.11	-11.70%
COMMUNITY SERVICE	\$0.00	\$0.00	\$0.00	0.00%
<b>TOTAL</b>	<b>\$6.51</b>	<b>\$5.66</b>	<b>-\$0.84</b>	<b>-12.90%</b>



# KIMBERLY AREA SCHOOL DISTRICT MULTI-YEAR TAX COMPARISON

<u>School Year</u>	<u>Equalized Property Value</u>	<u>Property % Increase</u>	<u>Tax Levy</u>	<u>Tax Rate Per \$1,000</u>	<u>Tax Rate % Increase</u>
2003-04	\$1,226,125,831		\$11,843,312	\$9.66	
2004-05	\$1,333,695,416	8.77%	\$12,750,221	\$9.56	-1.04%
2005-06	\$1,430,424,762	7.25%	\$12,991,404	\$9.08	-5.02%
2006-07	\$1,521,372,303	6.36%	\$14,593,571	\$9.59	5.62%
2007-08	\$1,560,717,698	2.59%	\$14,438,250	\$9.25	-3.55%
2008-09	\$1,619,178,766	3.75%	\$14,467,972	\$8.94	-3.35%
2009-10	\$1,669,751,426	3.12%	\$15,680,894	\$9.39	5.03%
2010-11	\$1,669,505,452	-0.01%	\$16,672,024	\$9.99	6.39%
2011-12	\$1,680,933,957	0.68%	\$17,210,067	\$10.24	2.50%
2012-13	\$1,590,922,939	-5.35%	\$16,736,406	\$10.52	2.73%
2013-14	\$1,625,404,920	2.17%	\$16,801,978	\$10.34	-1.71%
2014-15	\$1,641,460,799	0.99%	\$16,621,073	\$10.13	-2.03%
2015-16	\$1,708,096,091	4.06%	\$16,598,295	\$9.72	-4.05%
2016-17	\$1,745,212,498	2.17%	\$16,564,893	\$9.49	-2.37%
2017-18	\$1,848,331,601	5.91%	\$15,407,171	\$8.34	-12.12%
2018-19	\$1,963,199,052	6.21%	\$15,239,861	\$7.76	-6.95%
2019-20	\$2,093,004,422	6.61%	\$15,761,576	\$7.53	-2.96%
2020-21	\$2,134,515,810	1.98%	\$16,044,129	\$7.52	-0.13%
2021-22	\$2,360,349,013	10.58%	\$14,299,924	\$6.06	-19.41%
2022-23	\$2,647,397,638	12.16%	\$14,709,423	\$5.56	-8.25%
<b>2023-24</b>	<b>\$3,206,760,040</b>	<b>21.13%</b>	<b>\$18,149,514</b>	<b>\$5.66</b>	<b>1.80%</b>



**KIMBERLY AREA SCHOOL DISTRICT  
NOTICE OF CHANGE IN 2023-2024 ADOPTED BUDGET**

**GENERAL FUND**

The General Fund is the largest fund in the District and is used to account for the day-to-day financial operations of the District. All monies are accounted for here except those which are required to be accounted for in a separate fund (i.e. Federal Projects, Long-term Debt). Changes are highlighted in the the notes below.

		<b>Annual Mtg Budget</b>	<b>Revised Budget</b>	<b>Dollar Change</b>	<b>Percent Change</b>
<b>FUND BALANCE</b>					
930000	Beginning Fund Balance	10,526,263.80	10,526,263.80	\$ -	0.00%
935000	Ending Fund Balance - Nonspendable	0.00	0.00	\$ -	0.00%
936000	Ending Fund Balance - Restricted	481,128.92	481,128.92	\$ -	0.00%
937000	Ending Fund Balance - Committed	0.00	0.00	\$ -	0.00%
938000	Ending Fund Balance - Assigned	3,140,825.99	3,140,825.99	\$ -	0.00%
939000	Ending Fund Balance-Unassigned	8,414,228.87	8,422,439.89	\$ 8,211.02	
<b>930000</b>	<b>TOTAL ENDING FUND BALANCE</b>	<b>\$ 12,036,183.80</b>	<b>\$ 12,044,394.80</b>	<b>\$ 8,211.00</b>	<b>0.07%</b>
<b>TOTAL REVENUES &amp; OTHER FINANCING</b>					
100	Transfers In	\$ -	\$ -		
<b>Local Sources</b>					
210	Taxes <sup>1</sup>	\$ 17,009,846.00	\$ 16,901,201.00	\$ (108,645.00)	-0.64%
260	Non-Capital Sales	\$ 300.00	\$ 300.00	\$ -	0.00%
270	School Activities Income	\$ 45,000.00	\$ 45,000.00	\$ -	0.00%
280	Interest on Investments	\$ 25,000.00	\$ 25,000.00	\$ -	0.00%
290	Other Local Revenue	\$ 347,400.00	\$ 347,400.00	\$ -	0.00%
<b>Other School Districts within Wisconsin</b>					
340	Payment for Services <sup>2</sup>	\$ 6,480,184.00	\$ 6,934,382.00	\$ 454,198.00	7.01%
<b>Intermediate Sources</b>					
510	Transit of Aids	\$ 35,000.00	\$ 35,000.00	\$ -	0.00%
<b>State Sources</b>					
610	State Aid - Categorical	\$ 305,000.00	\$ 305,000.00	\$ -	0.00%
620	State Aid - General <sup>3</sup>	\$ 36,400,000.00	\$ 36,392,814.00	\$ (7,186.00)	-0.02%
630	State Aid-Special Projects Grants <sup>4</sup>	\$ 105,000.00	\$ 230,000.00	\$ 125,000.00	119.05%
660	State Revenue thru Local Sources	\$ 4,000.00	\$ 4,000.00	\$ -	0.00%
690	Other Revenue, State <sup>5</sup>	\$ 3,543,782.00	\$ 3,656,382.00	\$ 112,600.00	3.18%
<b>Federal Sources</b>					
730	Special Project Grants	\$ 2,911,056.00	\$ 2,911,056.00	\$ -	0.00%
750	Title 1 & 2	\$ 109,872.00	\$ 109,872.00	\$ -	0.00%
780	Other Federal Revenue	\$ 10,000.00	\$ 10,000.00	\$ -	0.00%
<b>Other Financing Sources</b>					
860	Compensation, Fixed Assets	\$ -	\$ -	\$ -	
<b>Other Financing Revenues</b>					
960	Adjustments	\$ -	\$ -	\$ -	
970	Refund of Disbursement	\$ 60,000.00	\$ 60,000.00	\$ -	0.00%
990	Miscellaneous	\$ 2,000.00	\$ 2,000.00	\$ -	0.00%
<b>TOTAL REVENUES &amp; OTHER FINANCING</b>		<b>\$ 67,393,440.00</b>	<b>\$ 67,969,407.00</b>	<b>\$ 575,967.00</b>	<b>0.85%</b>

**Notes of General Fund Revenue Changes**

- 1 Reflects lower taxes due to less voucher costs and more state aid for exempt computers and property.
- 2 Reflects additional open enrollment students being admitted into the district  
The annual meeting budget included a flat number of students.
- 3 Reflects a decrease in state aid from the July 1 estimate from DPI.
- 4 Reflects additional grants for mental health that will be used for the Triumph program
- 5 Reflects an increase in the state aid for exempt computers and personal property

**KIMBERLY AREA SCHOOL DISTRICT**  
**NOTICE OF CHANGE IN 2023-2024 ADOPTED BUDGET**  
**GENERAL FUND - Continued**

		<b>Annual Mtg Budget</b>	<b>Revised Budget</b>	<b>Dollar Change</b>	<b>Percent Change</b>
<b>TOTAL EXPENDITURES</b>					
110000	Undifferentiated Curriculum <sup>1</sup>	\$ 12,788,184.00	\$ 12,800,224.00	\$ 12,040.00	0.09%
120000	Regular Curriculum <sup>2</sup>	\$ 12,388,069.00	\$ 12,158,248.00	\$ (229,821.00)	-1.86%
130000	Vocational Curriculum <sup>3</sup>	\$ 2,492,517.00	\$ 2,704,141.00	\$ 211,624.00	8.49%
140000	Physical Curriculum <sup>4</sup>	\$ 1,814,869.00	\$ 1,772,369.00	\$ (42,500.00)	-2.34%
160000	Co-Curricular Activities <sup>5</sup>	\$ 961,097.00	\$ 1,135,680.00	\$ 174,583.00	18.16%
170000	Special Needs <sup>6</sup>	\$ 1,205,441.00	\$ 1,134,255.00	\$ (71,186.00)	-5.91%
210000	Pupil Services <sup>7</sup>	\$ 1,710,367.00	\$ 1,688,715.00	\$ (21,652.00)	-1.27%
220000	Instructional Staff Services <sup>8</sup>	\$ 3,192,447.00	\$ 3,523,529.00	\$ 331,082.00	10.37%
230000	General Administration <sup>9</sup>	\$ 832,550.00	\$ 977,703.00	\$ 145,153.00	17.43%
240000	School Building Administration <sup>10</sup>	\$ 3,720,780.00	\$ 3,756,658.00	\$ 35,878.00	0.96%
250000	Business Administration <sup>11</sup>	\$ 9,860,493.00	\$ 9,842,233.00	\$ (18,260.00)	-0.19%
260000	Central Services <sup>12</sup>	\$ 804,156.00	\$ 854,363.00	\$ 50,207.00	6.24%
270000	Insurance & Judgments	\$ 434,000.00	\$ 434,000.00	\$ -	0.00%
280000	Debt Services		\$ -	\$ -	0.00%
290000	Other Support Services <sup>13</sup>	\$ 1,945,756.00	\$ 1,949,382.00	\$ 3,626.00	0.19%
410000	Interfund Operating Transfers	\$ 7,930,762.00	\$ 7,933,378.00	\$ 2,616.00	0.03%
430000	Tuition Payments <sup>14</sup>	\$ 3,801,032.00	\$ 3,785,398.00	\$ (15,634.00)	-0.41%
490000	Other Non-Program Transactions	\$ 1,000.00	\$ 1,000.00	\$ -	0.00%
<b>TOTAL EXPENDITURES</b>		<b>\$ 65,883,520.00</b>	<b>\$ 66,451,276.00</b>	<b>\$ 567,756.00</b>	<b>0.86%</b>

**Notes of General Fund Expenditure Changes**

- 1-13 Reflects revised wage and benefit projections based on more accurate data and updated account numbers; as well as federal grants being finalized.
- 5 Reflects additional dollars for KHS auditorium Sound System Upgrade.
- 14 Includes the adjustment of Aid for Voucher students to offset the increase in the tax levy.

**SPECIAL PROJECTS FUND**

Special Project Funds are used to account for activities funded by specific sources for specific purposes. These include Fund 21 (gifts and donations for specific purposes such as scholarships), and Fund 27 (activities related to Special Education).

*The adjustment in special projects reflects more accurate salary and benefit numbers and grant funding.*

		<b>Annual Mtg Budget</b>	<b>Revised Budget</b>	<b>Dollar Change</b>	<b>Percent Change</b>
900000	Beginning Fund Balance	\$ 852,239.00	\$ 852,239.00	\$ -	0.00%
<b>900000</b>	<b>Ending Fund Balance</b>	<b>\$ 788,484.00</b>	<b>\$ 788,484.00</b>	<b>\$ -</b>	<b>0.00%</b>
<b>TOTAL REVENUES &amp; OTHER FINANCING</b>		<b>\$ 11,213,219.00</b>	<b>\$ 11,240,835.00</b>	<b>\$ 27,616.00</b>	<b>0.25%</b>
100000	Instruction	\$ 8,154,512.00	\$ 8,500,916.00	\$ 346,404.00	4.25%
200000	Support Services	\$ 2,248,462.00	\$ 2,063,174.00	\$ (185,288.00)	-8.24%
400000	Non-Program Transactions	\$ 874,000.00	\$ 740,500.00	\$ (133,500.00)	-15.27%
<b>TOTAL EXPENDITURES</b>		<b>\$ 11,276,974.00</b>	<b>\$ 11,304,590.00</b>	<b>\$ 27,616.00</b>	<b>0.24%</b>

**COMMUNITY SERVICE FUND (FUND 80)**

Fund 80 is used to account for community activities that are not directly related to school educational programs.

There will be no Fund 80 Tax Levy portion this year due to Outagamie Sales tax funds we will receive. In addition, we will also be able to use some of the Fund 80 Fund Balance to fund some expenditures.

		<b>Annual Mtg Budget</b>	<b>Revised Budget</b>	<b>Dollar Change</b>	<b>Percent Change</b>
900000	Beginning Fund Balance	\$ 51,632.00	\$ 43,537.00	\$ (8,095.00)	-15.68%
<b>900000</b>	<b>Ending Fund Balance</b>	\$ 43,537.00	\$ 34,169.00	\$ (9,368.00)	-21.52%
<b>TOTAL REVENUES &amp; OTHER FINANCING</b>		<b>\$ 66,300.00</b>	<b>\$ 66,300.00</b>	<b>\$ -</b>	<b>0.00%</b>
200000	Support Services	\$ -			
300000	Community Services	\$ 74,395.00	\$ 75,668.00	\$ 1,273.00	2%
400000	Non-Program Transactions	\$ -			
<b>TOTAL EXPENDITURES &amp; OTHER FINANCING</b>		<b>\$ 74,395.00</b>	<b>\$ 75,668.00</b>	<b>\$ 1,273.00</b>	<b>2%</b>

**COOPERATIVE PROGRAM (FUND 99)**

Fund 99 is used to account for the Triumph program which the mental health facility consorsrtium between Kimberly, Kaukauna, and Little Chute. The expenses and revenues always equal eachother in this fund as the other 2 districts pay and a transfer is done from Fund 10 to account for Kimberly's portion.

		<b>Annual Mtg Budget</b>	<b>Revised Budget</b>	<b>Dollar Change</b>	<b>Percent Change</b>
900000	Beginning Fund Balance	\$ -	\$ -	\$ -	0.00%
<b>900000</b>	<b>Ending Fund Balance</b>	\$ -	\$ -	\$ -	0.00%
<b>TOTAL REVENUES &amp; OTHER FINANCING</b>		<b>\$ 326,159.00</b>	<b>\$ 332,663.00</b>	<b>\$ 6,504.00</b>	<b>2%</b>
<b>TOTAL EXPENDITURES &amp; OTHER FINANCING</b>		<b>\$ 326,159.00</b>	<b>\$ 332,663.00</b>	<b>\$ 6,504.00</b>	<b>2%</b>