







Kimberly Area School District

2023-24 Tax Details

Operating Budget: \$66,451,276

Overview

Tax Rate (Mill Rate) \$5.66	 FIRST INCREASE In 10 years
Revenue Limit \$11,000	 LOW SPENDING Less than State Average
Private School Vouchers Cost Taxpayers \$3,595,997	 INCREASED 20% In the last year
Tax Levy \$18,149,514	 ALMOST \$1 MILLION In private school vouchers



Mill Rate

Tax Year	Tax Rate Per \$1,000 of Home Value	Change in Tax Rate
2012	\$10.52	
2013	\$10.34	-\$0.18
2014	\$10.13	-\$0.21
2015	\$ 9.72	-\$0.41
2016	\$ 9.49	-\$0.23
2017	\$8.34	-\$1.15
2018	\$7.76	-\$0.58
2019	\$7.53	-\$0.23
2020	\$7.52	-\$0.01
2021	\$6.06	-\$1.46
2022	\$5.56	-\$0.50
2023	\$5.66	+\$0.10
Total		-\$4.86

Tax Year	Tax Levy	Change	Vouchers
2013	\$16,801,978		
2014	\$16,621,073	-\$180,905	
2015	\$16,598,295	-\$ 22,778	+\$117,811
2016	\$16,564,893	-\$ 33,402	+\$ 77,106
2017	\$15,407,171	-\$1,157,722	+\$ 118,764
2018	\$15,239,861	-\$167,310	+\$178,340
2019	\$15,761,576	+\$521,715	+\$264,578
2020	\$16,044,129	+\$282,553	+\$507,333
2021	\$14,299,924	-\$1,744,205	+\$568,065
2022	\$14,709,422	+\$409,498	+\$801,788
2023	\$18,149,514	+\$3,440,092	+\$962,212
Total		+\$1,347,536	+\$3,595,997