



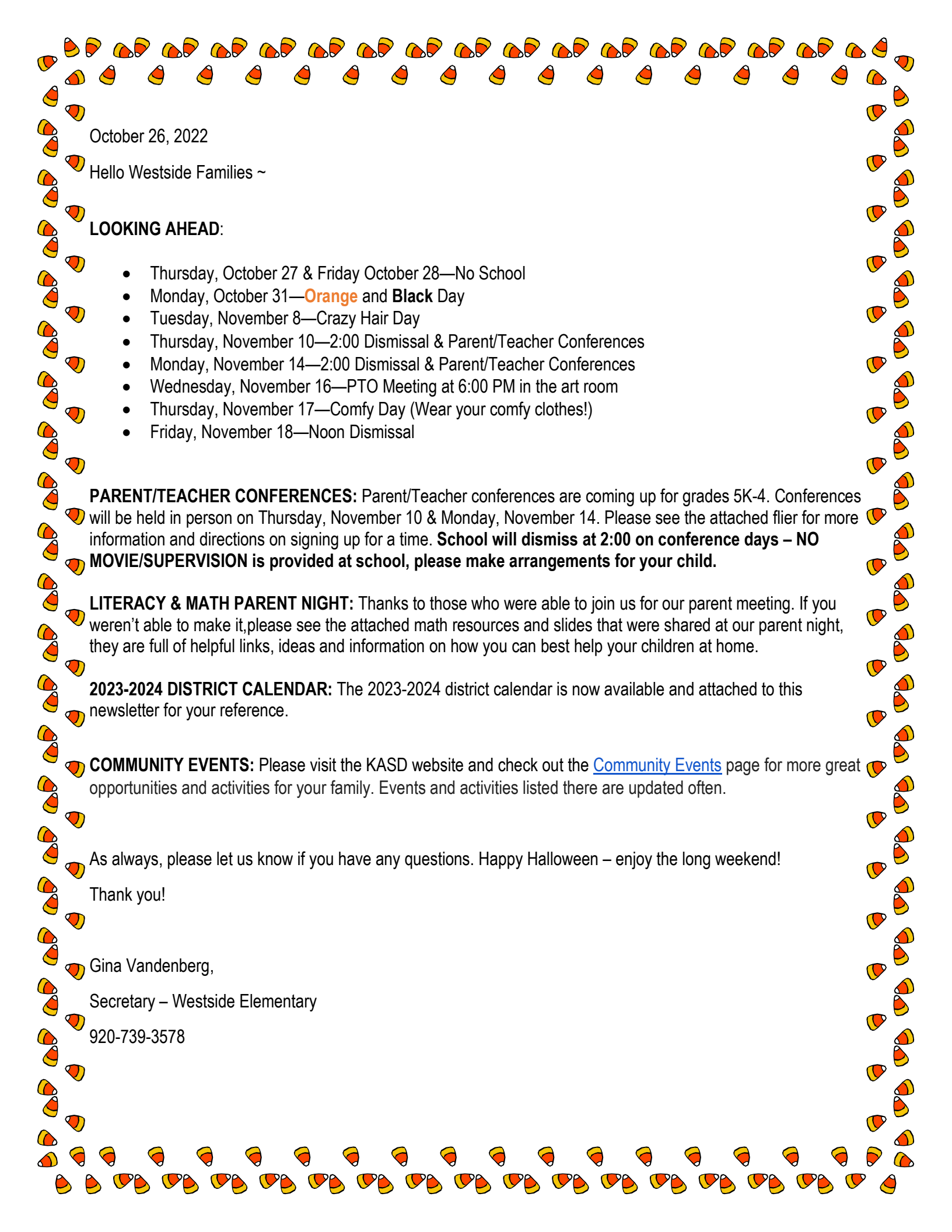
NEWS FROM THE DISTRICT OFFICE

Dear Parent(s),

The Kimberly Area School District is updating its 5-year [Plan for Excellence](#) in an effort to improve your child's educational experience. Recently, the District offered five parent listening sessions across the District to clarify student graduate outcomes, referred to as Life Ready Skills. Below is a list of the top 12 skills identified by parents. A survey will be sent to all parents in January to get your opinions on these skills and many other District priorities. We hope you will participate in the January survey.

Top LIFE READY Skills Identified by September Parent Focus Groups (in alphabetical order)

Collaboration	Growth Mindset
Communication	Integrity
Conflict Resolution	Perseverance
Cultural Awareness and Competence	Self-advocacy
Empathy and Perspective Taking	Self Control and Regulation
Fostering Inclusiveness	Time Management and Prioritization



October 26, 2022

Hello Westside Families ~

LOOKING AHEAD:

- Thursday, October 27 & Friday October 28—No School
- Monday, October 31—**Orange** and **Black** Day
- Tuesday, November 8—Crazy Hair Day
- Thursday, November 10—2:00 Dismissal & Parent/Teacher Conferences
- Monday, November 14—2:00 Dismissal & Parent/Teacher Conferences
- Wednesday, November 16—PTO Meeting at 6:00 PM in the art room
- Thursday, November 17—Comfy Day (Wear your comfy clothes!)
- Friday, November 18—Noon Dismissal

PARENT/TEACHER CONFERENCES: Parent/Teacher conferences are coming up for grades 5K-4. Conferences will be held in person on Thursday, November 10 & Monday, November 14. Please see the attached flier for more information and directions on signing up for a time. **School will dismiss at 2:00 on conference days – NO MOVIE/SUPERVISION is provided at school, please make arrangements for your child.**

LITERACY & MATH PARENT NIGHT: Thanks to those who were able to join us for our parent meeting. If you weren't able to make it, please see the attached math resources and slides that were shared at our parent night, they are full of helpful links, ideas and information on how you can best help your children at home.

2023-2024 DISTRICT CALENDAR: The 2023-2024 district calendar is now available and attached to this newsletter for your reference.

COMMUNITY EVENTS: Please visit the KASD website and check out the [Community Events](#) page for more great opportunities and activities for your family. Events and activities listed there are updated often.

As always, please let us know if you have any questions. Happy Halloween – enjoy the long weekend!

Thank you!

Gina Vandenberg,

Secretary – Westside Elementary

920-739-3578

PARENT/TEACHER CONFERENCES

**THURSDAY, NOVEMBER 10 &
MONDAY, NOVEMBER 14 5:00-8:00 PM**

To schedule your preferred time for a parent/teacher conference please do the following:

1. Go to https://www.ptcfast.com/schools/Westside_Elementary_School_3
2. Choose your student's teacher(s) and submit.
3. Enter student information.
4. Enter parent information.
5. After entering your information, you will receive an email with a link to select the date and time of the conference.

Traveling teachers/part-time teachers have the following schedules:

- 5K Music - Rhex Arboleda - Nov. 10 - 5:00-6:30 PM
- School Psychologist - Katie Bork - Nov. 10 - 5:00-8:00
- Art - Kimberly Medema, Vicki Lamers & Michelle Englebert - Nov. 14 - 5:00-6:00 PM
- 5K Phy-Ed - Colin Englebert - Nov. 14 - 5:00-6:30 PM

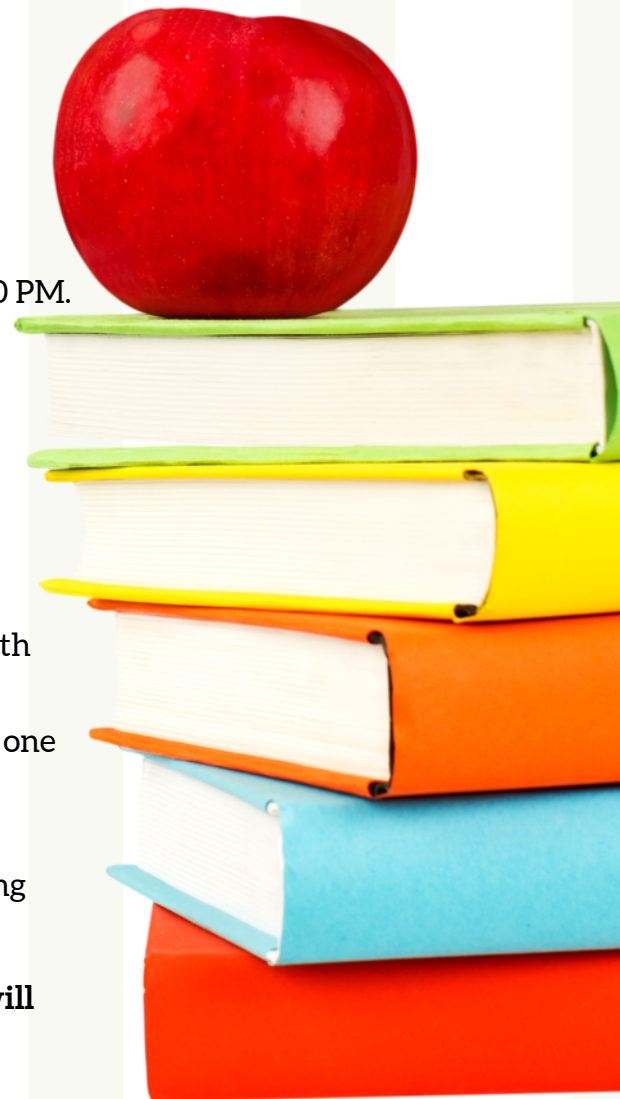
The following teachers will be here on Nov. 10 & 14 from 5:00-8:00 PM.

- Phy-Ed Grades 1-4 - Amy Phillips
- Music Grades 1-4 - Beth Kinzel
- School Counselor - Kayla LeBeck
- Speech - Amber Allen

We ask that you request your times by Thursday, November 3rd.

Conferences will be 10 minutes in length. (With the exception of 4th grade, please watch for a note from your child's 4th-grade teacher with more information.) Due to time constraints, we will schedule one conference per child. For families with more than one household, please touch base with each other so you can arrange a time that works for both households. Thank you for understanding and being there to support your children!

Grades 5K-4th will be dismissed at 2:00 PM on both days. We will not provide any supervision after 2:00 PM. Please make arrangements for your children.



KIMBERLY AREA SCHOOL DISTRICT PARENT CALENDAR 2023-2024

September 2023

M	T	W	TH	F
NS	5	6	7	8
11	12	13	14	15
18	19	20	21	AM
25	26	27	28	29

October 2023

M	T	W	TH	F
2	3	4	5	6
9	10	HS	12	E2
16	17	18	19	20
23	24	25	NS	NS
30	31			

November 2023

M	T	W	TH	F
		1	2	3
6	7	Q	E2&C	10
E2&C	14	MS	MS	AM
20	21	22	NS	NS
27	28	29	30	

December 2023

M	T	W	TH	F
				1
4	5	6	7	E2
11	12	13	14	AM
18	19	20	21	22
NS	NS	NS	NS	NS

January 2024

M	T	W	TH	F
NS	2	3	4	5
8	9	10	11	E2
15	16	17	18	Q/AM
22	23	I	I	26
29	30	31		

February 2024

M	T	W	TH	F
			1	2
5	6	7	8	NS
12	13	HS	15	16
19	20	21	22	E2
26	27	28	29	

March 2024

M	T	W	TH	F
				1
4	5	6	7	AM
11	12	13	14	15
18	19	20	21	Q/E2
25	26	27	28	NS

April 2024

M	T	W	TH	F
NS	NS	NS	NS	NS
8	9	10	11	12
15	16	17	18	19
22	23	24	25	E2
29	30			

May 2024

M	T	W	TH	F
		1	2	3
6	7	8	9	AM
13	14	15	16	17
20	21	22	23	EN
NS	28	29	30	31

June 2024

M	T	W	TH	F
3	4	5	6	Snow Day Make-up

*If needed, snow day make-up will be on Friday, June 7th

NS No School

AM AM classes only (exception: No school for 4K) KHS dismissed at 11:31am, JRG & Intermediate dismissed at 11:20am, Elementary dismissed at 12:00pm

E2 Elementary Early Release - Elementary dismissed at 2:00pm (Exception: 4K morning classes 8:45am - 10:45am, afternoon classes 11:45am - 1:45pm)

EN Elementary Noon Release - All Elementary students dismissed at 12:00pm (exception: No school for 4K)

HS High School Parent/Teacher Conferences - KHS students dismissed at 2:00pm

MS Middle School Parent/Teacher Conferences - JRG students dismissed at 2:00pm except on November 16th - students will have a full day of school

I Intermediate School Parent/Teacher Conferences - Intermediate students dismissed at 2:00pm

E2&C 4K-4th Gr. Parent Teacher Conferences; No school for 4K; Grades 5K-4th Grades dismissed at 2:00pm

Q End of quarter



Math Resources at Home



5K

Targets that you can work on at home:

- Orally count to 100
- Identify numbers 1-20
- Identify and talk about 2D shapes: triangle, square, rectangle, circle, hexagon, trapezoid, rhombus (diamond)
- Identify and talk about 3D shapes; cube, sphere, cylinder, cone

Reinforcing math concepts at home:

- Play board games
- Card games
- Dice games
- Count coins (nickels and pennies and/or dimes and pennies)
- Naming and Noticing
- What numbers or shapes do you see (grocery store, restaurants, bank, library, etc.)

Resources

<https://www.mathlearningcenter.org/apps> (especially Number Frames, Number Racks, and Pattern Shapes)

<https://www.abcya.com/grades/prek/numbers>

<https://www.abcya.com/grades/k/numbers>

Songs:

<https://youtu.be/1W5aYi3lkho> Harry Kindergarten - Numbers in the Teens Start with a One.

1ST GRADE

Bridges Grade 1 Practice Packet -

https://www.mathlearningcenter.org/sites/default/files/pdfs/B1PB-B_0110w.pdf

2ND GRADE

Ideas for Math Practice

- Have discussions around money, practice identifying and counting money
- Telling time on analog and digital clocks (AM vs PM)
- Count by 1's, 5's, 10's beyond 100 forward and backward (start off the decade, EX: 37, 149)
- Writing Numbers
- Measuring

Math Games

10 Fish
Go Fish Ten Frame Version 3-5 players
Objective: Fluency in addition facts that equal 10
Materials: 10 frame cards depicting numbers 1 through 9. You will need a deck that has about 5 cards for each number.

2ND GRADE CONTINUED

Rules:

1. Deal each player 5 cards
2. Player A makes all 2 card 10 combinations from the hand and lays each combination down. Player A asks one of the other players for a card of a certain number that can be used to make a 10 with another card in the hand. If the player gets the desired card, the new 10 combination is laid down and player A's turn is over. If the demanded card is not in the addressed player's hand, player A is told to "go fish," Player A draws a card from the deck, and turns it over. If Player A draws a card that makes a 10 combination, Player A can lay the pair down, but the turn is still over.
3. Player B plays.
4. Game ends when a player gets rid of all cards during a turn.
5. When the game ends, each player counts all ten combinations. The player with the most points wins.

Modifications: 1. Use regular playing cards 1-9 2. Allow 10's to be made with more than 2 cards.

Garbage

The Pack - Two players use one standard deck of 52 cards, 3-4 players use two decks, 5-6 players use three decks

Object of the Game

Be the first player to complete your layout of ten cards Ace through Ten (A,1,2,3,4,5,6,7,8,9,10)

Card Values/scoring - Aces count as one, cards 2 to 10 have their face values, Jacks are wild, and Queens and Kings automatically end the player's turn

The Deal - Each player is dealt ten cards face down in two rows of five cards each. Players are not allowed to look at their cards. The remaining cards are placed face down to form the stockpile.

The Play - The first player draws from the stock. If the card is any card Ace through ten, the player places that card in its correct location in the layout (the top left card of the layout is the 1 or Ace position, then 2, 3, etc.). To do this, the player must remove the face down card that is occupying that location and turn it face up. This card, in turn, is placed in its appropriate location, if available, displacing the face down card that was there. This continues until the player finds a card that cannot be placed - a Queen or a King or a number card whose location is already occupied by a face up card with that number. The player must then discard the unplayable card, placing it face up on the table next to the stockpile to begin a discard pile, and the turn to play passes to the next player.

The next player will begin their turn by drawing either the top card of the face down stockpile or the top card of the discard pile (the card discarded by the previous player). The player will then place their card face up in the correct location in their layout, if available, displacing the card that was there to its own location, and continue until they find an unplayable card, which they add to the top of the discard pile to end their turn.

Since Jacks are wild, a Jack can be placed face up in any location containing a face down card, displacing the card that was there. Also a pip card whose correct location currently contains a face up Jack can be placed in that location displacing the Jack, which can then be moved to any other location with a face down card, displacing the card that was there.

If the stockpile runs out before anyone completes their layout the cards of the discard pile, apart from its top card which is left in place, are shuffled to make a new stockpile.

How to Keep Score - The winner of the hand is the first player to complete their layout by having an appropriate face-up card in each location.

The cards are then shuffled and re-dealt, but the winner of the hand has one fewer card in their layout. After winning one hand a player only has locations A-9 and Tens become unplayable for them. A player who has won twice only has locations A-8, and so on.

The winner of each hand plays first in the next hand.

The game continues until a player has only one location and wins the hand by filling it with an Ace or Jack. This player wins the whole game.

3RD & 4TH GRADE

Access math and literacy resources at home for 3rd and 4th grade students.

How to log in to "ClassLink" at home:

- www.kimberly.k12.wi.us
- Students
- Classlink (they will need to know their usernames and passwords from school)
Username: _____@kimberly.k12.wi.us
Password: _____

You can access SO MANY resources through your child's "ClassLink"

Thanks for all you do to help support your children and a love a learning. We appreciate you!

-Westside Staff



The single biggest predictor of high academic achievement is reading to children.

Not flash cards, not workbooks, not fancy preschools, not blinking toys or computers, but mom or dad taking the time every day or night (or both!) to sit and read them wonderful books.

5K-2nd



How to support your child at home

How Can You Support Literacy at Home?

- Read a book as a family
- Read together and stop to talk as you go
- Read a variety of texts- stories, informational, magazines,etc.
- Visit the public library
- Get a magazine subscription for your child
- Make grocery lists together with kids writing
- Develop the love of life long reading-enjoyment and learning new things
- Give your child choices and let them read what they want. If it is too challenging, read it to/with them.

Opportunities For Rich Conversations

- Add vocabulary into your daily conversations. Don't oversimplify words for your children. They can handle the vocabulary!
- Sometimes, instead of asking how your day was- ask- What books did you read? What did you write about today?
- When dropping off your child or sending them out the door say - Read good books today! You could write about our visit to grandpa's today. Enjoy your book club today! I can't wait to hear about what you read in school!
- If watching a show/movie, try to make connections to books like - where was the setting of this movie? What was the problem or event in this movie or show? Who were the characters? How did the characters react to the problem in the story? How would you describe this character?

Comprehension

- Stop and talk about what's being read-ask questions-share your thinking
- Reading is NOT just about reading words correctly, it's about UNDERSTANDING what's being read and thinking BEYOND the text

Questions to ask that can deepen understanding

- Do you have a connection to the story?
- How did the character change in the story?
- What did you notice about the character's feelings?
- What events led up to the problem?
- Can you tell me about what you read?
- What was your favorite part of the book?
- What did this book teach you?

Supporting Word Learning at Home

- Word learning is done authentically through reading and writing
- Start a Family Journal
- Individual Journal for your child
- Write notes for each other
- Look at books together through the author lens-Why do you think the author made that decision?
- Rhyming games and any word games
- Clapping out syllables
- Exploring and enjoying fun words together

Why is Math Different?

[video link](#)



BRIDGES[®]
IN MATHEMATICS

Homelinks

They are meant to be a review of skills we've practiced in class. Please don't stress over it if it is too easy or too hard for your child. Homelinks are also a good resource to let families know what skills we are working on at school or what skills may be harder for their child.

- Homelinks do not need to be turned in the next day, but whenever it works best for your family to complete them. We know you're busy!
- If the homelink is too hard, don't force it. Communicate with your child's teacher.
- If the homelink is a game, please keep it and play it occasionally. Your child might enjoy teaching a babysitter, relative, or friend how to play!

Grade Level Resources

5K

- Count to 100, identify numbers (quantities), adding/subtracting within 10

1st

- [Bridges Grade 1 Practice Packet](#)
- This will be linked in the Wednesday notes for parents

2nd

- Packet of math games



Greetings from Life Skills Class!

Over the last few years you may have been hearing things about Academic and Career Planning, or ACP.

ACP is a student-driven, adult-supported process in which students create and cultivate their own unique and information-based visions for post-secondary success, obtained through self-exploration, career exploration, and the development of career management and planning skills.

As part of this process at KASD, our elementary schools are focusing on career and work habits **awareness**. These concepts are taught through our Life Skills class and the Social Studies curriculum in 1st- 4th grade. You can find more information about the ACP process by clicking this link: <https://www.kimberly.k12.wi.us/departments/acp/index>
Attached you will also find an outline explaining which career clusters are explored each year.

During Life Skills class students will explore broad groupings of careers, called career clusters. Career clusters are an organizational tool which allows students to think more broadly about jobs and examine their similarities and differences. These broad groupings are later used as a comparison for students' strengths and interests as they begin intermediate and middle school. Attached you will find a visual for all 16 career cluster groups. Students will explore many of these clusters throughout their time in elementary school.

Talking with your child about how your career, other family members' careers, or careers you encounter in the community may fit into one or more career clusters would be a great way to extend learning to your home! You may also want to have conversations about the skills needed to be successful in certain jobs or talk about whether your child believes they might enjoy a job in a specific career cluster.

If you have any questions about the career awareness activities happening at your school, contact your school counselor or your child's homeroom teacher.

Sincerely,
Your School Counselor

Year-by-Year Overview

	Social Studies	Life Skills
5K	No career lessons in 5K	Health Science Law, Public Safety, Corrections, and Security
1st	Agriculture, Food, and Natural Resources Law, Public Safety, Corrections, and Security	Transportation, Distribution, and Logistics
2nd	Arts, Audio/Visual Technology, and Communication Health Science	Manufacturing
3rd	Finance Marketing, Sales, and Service	Architecture and Construction Science, Technology, Engineering, and Math
4th	Architecture and Construction Agriculture, Food and Natural Resources	Marketing, Sales, and Service Agriculture, Food, and Natural Resources Arts, Audio/Visual Technology, and Communication

Career Clusters



Agriculture, Food & Natural Resources



Architecture & Construction



Arts, Audio/Video Technology & Communications



Business, Management & Administration



Education & Training



Finance



Government & Public Administration



Health Science



Hospitality & Tourism



Human Services



Information Technology



Law, Public Safety, Corrections & Security



Manufacturing



Marketing, Sales & Service



Science, Technology, Engineering & Math



Transportation, Distribution & Logistics



Academic and Career Planning

Preparing students for college, career and life.



5K to 4th Grade

Awareness

Students in our elementary schools have a multitude of opportunities to experience the world of work through classroom instruction, field trips, guest speakers and ACP geared life skills lessons. Each child is encouraged to explore their developing strengths and interests through our diverse curriculum.

5th & 6th Grade

Exploration

While at intermediate school, students begin to explore [career clusters](#) in a more personalized way through the use of career exploration software and interest inventories. They learn about the importance of looking at their skills, interests and personality when determining if a [career cluster](#) might be a good fit for them and worth further exploration.

7th & 8th Grade

Connections

Students will experience a variety of opportunities to help them begin narrowing their focus of possible career options. Throughout their time at JRG, they will thoughtfully consider who they are, reflecting on their skills, interests and personality to begin making connections to [career clusters](#) that could be a good fit.

To learn more about what students will learn, who will be teaching it and how parents can support their learning at home, visit www.kimberly.k12.wi.us/acp.



12th Grade & Post Graduation

Execute Plan/ Reflect

During their senior year, students will execute their plan. Whether it is preparing for interviews, completing college applications or meeting with a recruiter, our students will be ready. As they progress along their academic and career path, we encourage our students to continually reflect, study and refine their plan as needed.

11th Grade

Study & Refine

Through guided reflection with their ACP advisors, juniors will research what is needed to be successful on the paths they are considering, assess themselves against those requirements and refine their plan as needed to meet their personal goals. This may be done through job shadows, interviews, career speakers and more. With these experiences students will be able to develop an actionable plan for their future.

9th & 10th Grade

Plan

Throughout freshman and sophomore year, students will explore course options while taking into consideration their skills, interests and personality. They will learn about multiple post-secondary options for the careers they are considering. Students will plan course sequencing that both aligns with their career interests and post-secondary needs while also learning the importance of getting involved in extracurricular opportunities.

SCHOLASTIC

BOOK FAIR

It's Book Fair Time!

**Coming soon to our school
library!**

**Families can shop the fair
Nov. 10 & 14 from 5:00-8:00pm**

*Come to
The Fair
Choose books
You Love*

Check out with Book Fair eWallet, the convenient, cash-free payment system and earn BIG rewards for our school! Woo hoo!



KHS KEY CLUB

Halloween Party!

It's Back!



- Trick-or-Treat Hallway
- Pumpkin Decorating
- Cookie Decorating
- Photo Booth
- Pumpkin Patch
- Face Painting
- Games
- Balloon Animals
- Costume Contest

Date: Thursday, Oct. 27

Location: Kimberly High School

Time: 6:00-8:00 pm

Cost: \$5 per Child

maximum \$13 per family (3+ children)

Payment at the Door



Raffle Baskets & Concessions will be available for an additional fee.





Have Questions? Contact Stacy Dollevoet at sadollevoet@kimberly.k12.wi.us or 687-3024 ext 20193

Proceeds will benefit the Key Club Adopt a Family Project – helping families and children in our district during the holidays.

OUR STUDENTS NEED YOU!

BECOME A **SUBSTITUTE TEACHER**

Make a difference and consider becoming a substitute teacher or a *substitute paraprofessional*. Learn more at kimberly.k12.wi.us/careers.

				
POSITION	EXPERIENCE LEVEL	PAY	FLEXIBILITY/ SEASONAL	IMMEDIATE OPENINGS
Substitute Teacher	Associates or Bachelor's	\$125/PER DAY	✓	✓
Substitute Paraprofessional	High School Diploma	\$12.00/PER HOUR	✓	✓

APPLY TODAY




Kimberly Area School District





COVID-19 STRATEGIES FOR EVERYDAY OPERATIONS

Kimberly Area School District is taking a variety of actions every day to prevent the spread of infectious diseases, including the virus that causes COVID-19. From the start of the pandemic new tools have become available to limit the effect of COVID-19 on communities and healthcare systems. As a result the CDC and Wisconsin Department of Public Health Services have shifted their COVID response.

KASD is adopting the COVID Strategies listed below, which are supported by our local public health department. These strategies may be revised depending on updated information and guidance from the CDC and Wisconsin Department of Public Health Service.

STRATEGIES

Ill or have COVID-like symptoms

- Stay home, for more details see [When to Keep Your Child Home](#)
- Return to school after 24 hours fever-free without fever reducing medications

Positive for COVID

- Stay home from school for 5 days after symptoms begin, AND
- Return to school after 24 hours fever-free without fever reducing medications

General Mitigation

- Increased air ventilation;
- Standard surface cleaning;
- Handwashing; and
- Respiratory etiquette

Masking

- Optional, Students/Staff may mask at any time

Adapted from CDC and Outagamie Public Health